

DS-3E1526P-SI **Smart Managed 24-Port Gigabit PoE Switch**



Smart managed switches are developed by Hikvision, featuring easy management and maintenance. You can easily deploy, monitor and expand your video security system anytime and anywhere with our software platforms. You can view the network topology, monitor the health of the network and receive device alarms in real time, which greatly reduces the cost of network operation and maintenance.

- 24 × gigabit PoE ports, and 2 × gigabit fiber optical ports.
- IEEE 802.3at/af standard for PoE ports.
- Network topology management, alarm push, network health monitor.
- 6 kV surge protection for PoE ports.
- AF/AT camera can reach up to 300 m in extend mode.
- PoE watchdog to auto detect and restart the cameras that do not respond.
- Various layer 2 management protocols such as STP/RSTP, VLAN, link aggregation, SNMP, QoS and so on.

▪ Specification

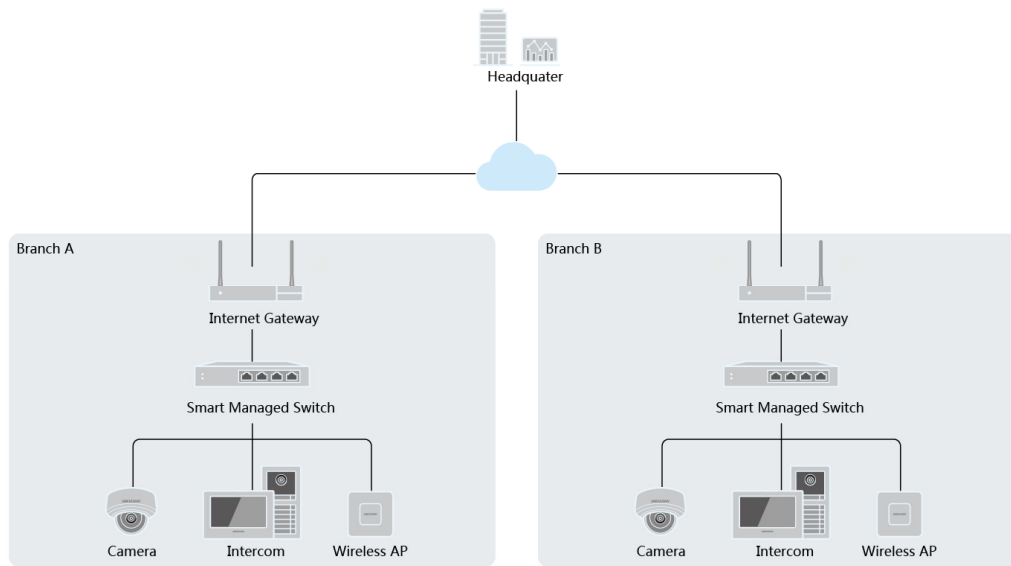
General	
Shell	Metal material
Net Weight	2.975 kg (6.56 lb)
Gross Weight	3.535 kg (7.79 lb)
Dimensions (W × H × D)	440.00 mm × 44.00 mm × 221.00 mm (17.32" × 1.73" × 8.70")
Operating Temperature	0 °C to 45 °C (0 °F to 113 °F)
Storage Temperature	-40 °C to 85 °C (-40 °F to 185 °F)
Operating Humidity	5% to 95% (no condensation)
Relative Humidity	5% to 95% (no condensation)
Power Supply	100 to 240 V AC, 50/60 Hz, Max. 6.3 A
Installation Mode	Rack (equipped with mounting ears)
Max. Power Consumption	400 W
Power Consumption in Idle	30 W
Surge Protection	6 kV
Network Parameters	
Ports	24 × Gigabit PoE port, 2 × Gigabit fiber optical port
MAC Address Table	8 K
Switching Capacity	56 Gbps
Packet Forwarding Rate	41.66 Mpps
Internal Cache	4.1 Mbits
PoE Power Supply	
PoE Standard	IEEE 802.3af, IEEE 802.3at
PoE Power Pin	End-span: 1/2(+), 3/6(-);
PoE Port	PoE: Ports 1 to 24
Max. Port Power	30 W
PoE Power Budget	370 W
Software Function	
Long Range	Ports 1 to 24: up to 300 m. Long range performance may vary depend on camera model or cable condition.
Port Isolation	Ports 1 to 24: port isolation mode to improve network security. Ports in an isolation group cannot communicate with each other, but they can communicate with ports outside the isolation group.
PoE Watchdog	Ports 1 to 24: auto detect and restart the cameras that do not respond.
Link Aggregation	Link aggregation is used to aggregate multiple physical ports to form a logical port for load balancing, bandwidth expansion, and port protection. Support static link aggregation. Support 8 aggregation groups.
QoS	QoS is used to allocate bandwidth to different services so as to provide end-to-end service quality assurance. Support port-based priority configuration. Support SP, WRR priority schedule mode.
Loop Prevention	Loop prevention is used to prevent the switching network from forming loops, which will seriously affect network communication. Disabled by default. Support 802.1D STP.

VLAN	<p>VLAN is used for network scale planning and network health improvement.</p> <p>Support 802.1Q.</p> <p>Configurable VLAN ID from 1-4094.</p> <p>Support Trunk, Access port mode.</p> <p>Support Max. 4094 VLAN.</p>
HPP	<p>Support one-click activation and remote management via Hik-Partner Pro. Functions supported:</p> <ol style="list-style-type: none"> 1. Display the port rate. 2. Display the port bandwidth utilization rate. 3. Display topology information. 4. Display the alarm status. 5. Restart ports and devices. 6. Remotely upgrade the device.
System Maintenance	Remote upgrade, default parameters recovery, logs viewing, basic network parameters configuration, import and export configuration, time sync
Port Rate-Limiting	Port rate-limiting is used for port bandwidth adjustment to prevent network congestion.
Storm Control	<p>Storm control is used to prevent switch ports from being blocked by broadcast or multicast storms in the LAN, which may affect network communication.</p> <p>Support port rate limiting based on broadcast, multicast, and unknown unicast packets.</p>
Approval	
EMC	<p>FCC (47 CFR Part 15, Subpart B);</p> <p>CE-EMC (EN 55032: 2015, EN IEC 61000-3-2: 2019, EN 61000-3-3: 2013+A1: 2019, EN 50130-4: 2011 +A1: 2014, EN 55035: 2017);</p> <p>IC (ICES-003: Issue 6);</p> <p>RCM (AS/NZS CISPR 32: 2015)</p>
Safety	<p>UL (UL 60950-1);</p> <p>CB (IEC 60950-1:2005, AMD1:2009, AMD2:2013, IEC 62368-1: 2014 (Second Edition);</p> <p>CE-LVD (EN 60950-1: 2006 + A11: 2009 +A1: 2010+A12: 2011+A2: 2013, EN 62368-1: 2014+A11: 2017)</p>
Chemistry	<p>CE-RoHS (2011/65/EU);</p> <p>WEEE (2012/19/EU);</p> <p>Reach (Regulation (EC) No.1907/2006)</p>

▪ Available Model

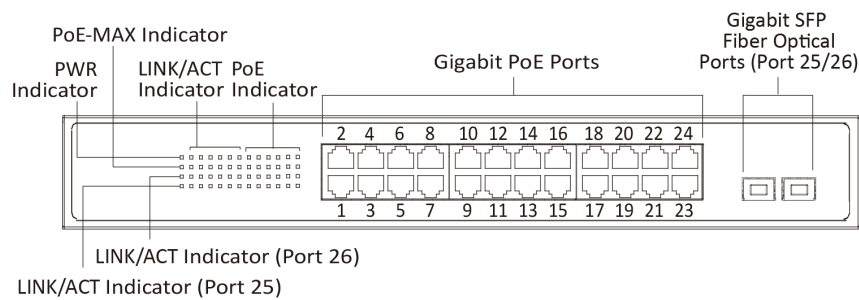
DS-3E1526P-SI

▪ Typical Application




▪ Physical Interface

Front Panel



Rear Panel



▪ Dimension (Unit: mm)

