

How to add the Digital Evidence Management System to HCP

1. Abstract

The HCP can only add the dockstation until now, through the client of the hikcentral, we can search the evidence, do the playback, and download the evidence to client server.

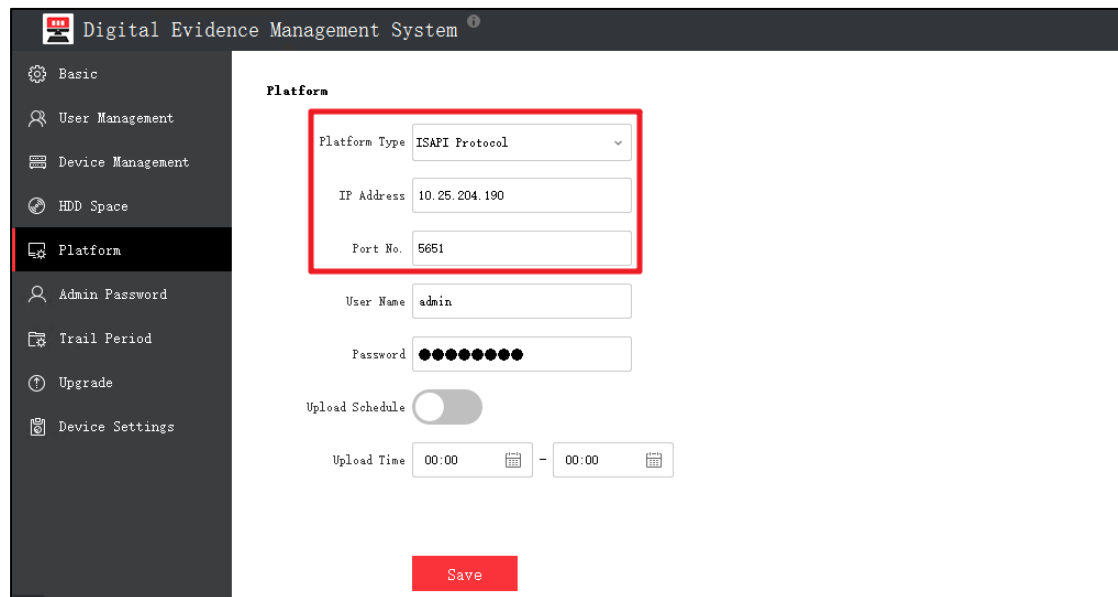
2. Version

| | |
|-------------|---|
| product | version |
| Hikcentral | HikCentral_Professional_V1.4.2_20190904 |
| Dockstation | Digital Evidence Management System_2.0.0.0_20190130154749 |

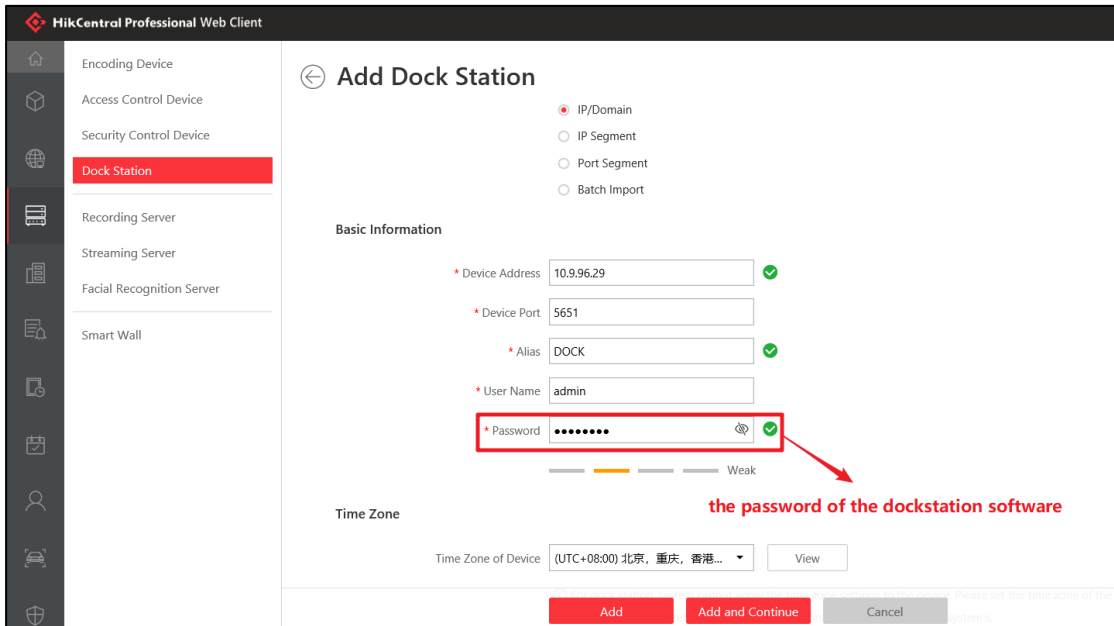
3. Configuration

- The configuration on the dockstation

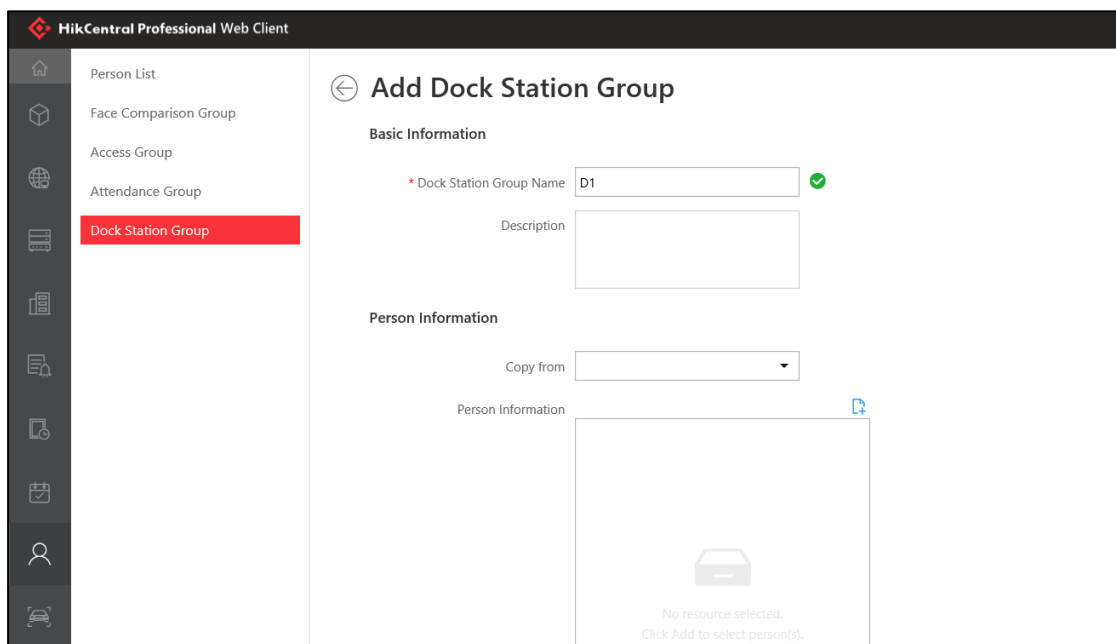
The dockstation communicate with the hikcentral through the ISAPI protocol, and the port which is defined by the hikcentral, so if you need to change the port number, we need to change it on the hikcentral.

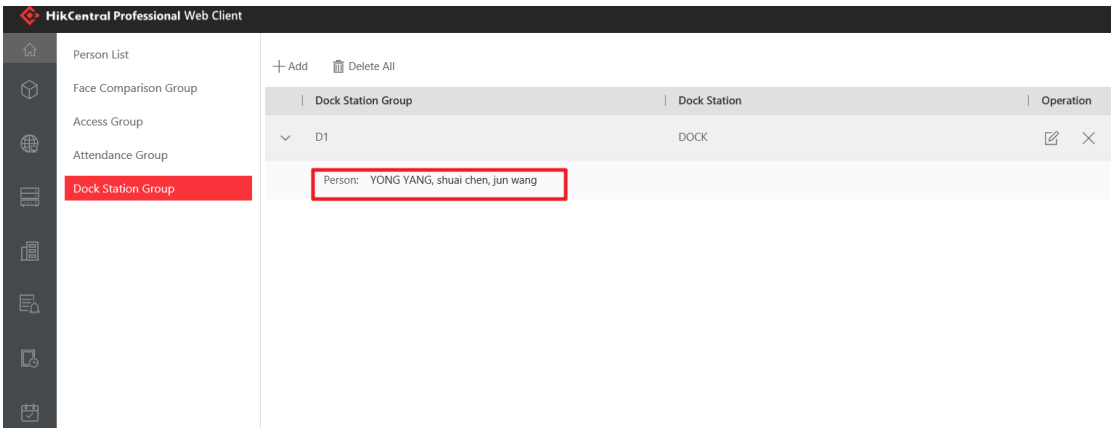
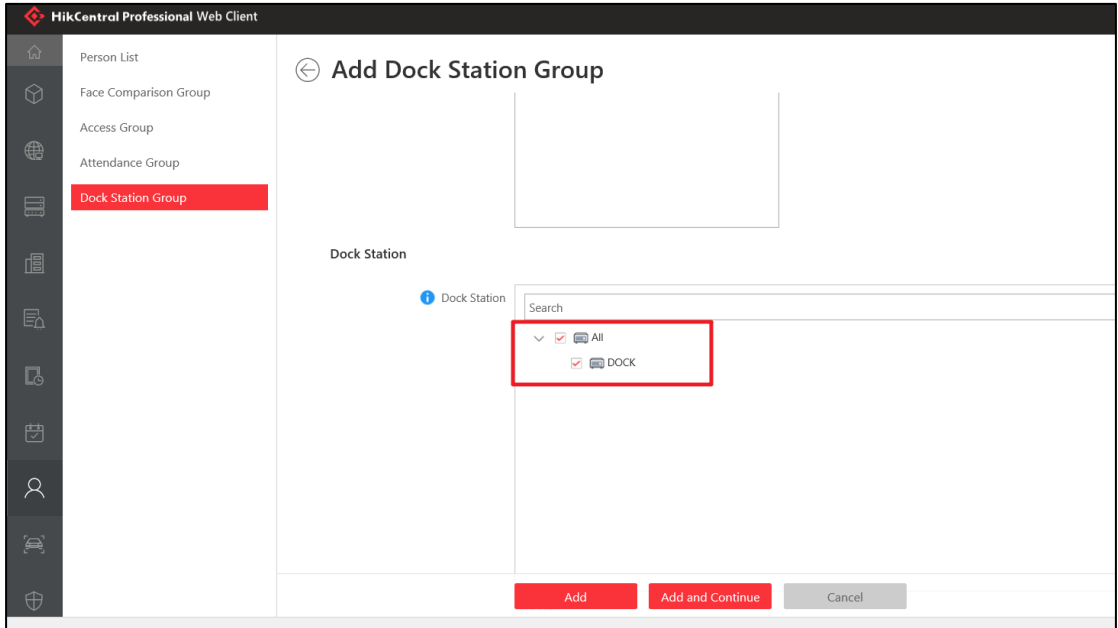


- Add the dockstation on the hikcentral
 - The default port is 5651.

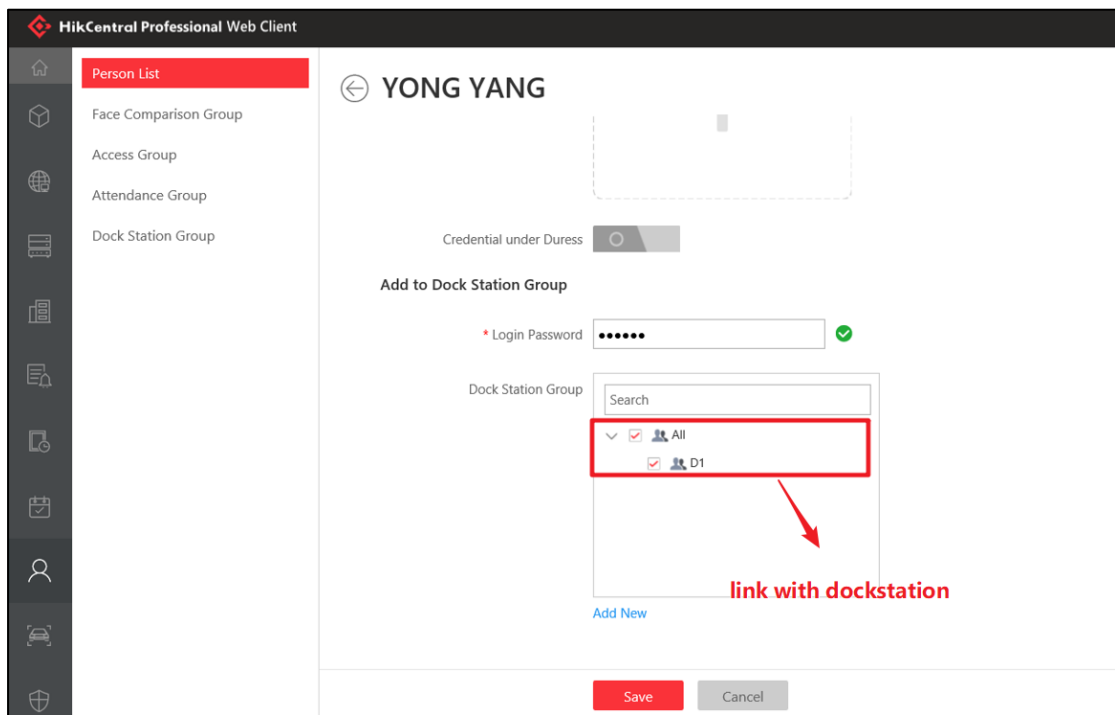
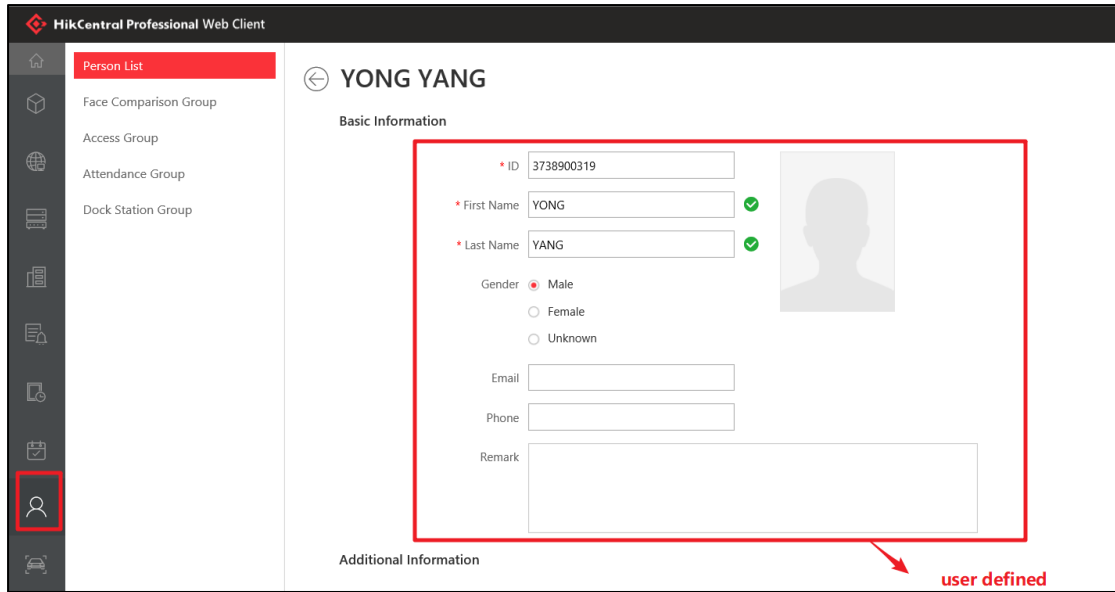


➤ Configure the dockstation group on the HCP





- User information configuration on the hikcentral
 - The user information would be distributed to the dockstation automatically after you configured on the hikcentral.
 - The password is used to log in bodycamera, 123456 by default.



HikCentral Professional Web Client

Person List

+ Add Delete Credential Management Import Export All Synchronize Domain Persons Custom Additional Information

| Basic Information | Type | Group Name | Effective Period | Credential Information |
|---|---------------|--|------------------|--|
| <input type="checkbox"/> YONG YANG ID: 3738900319 Phone: | Normal Person | Face Comparison Group: Access Group: Attendance Group: Dock Station Group: D1 | Not Expired | <input type="checkbox"/> × 0 <input type="checkbox"/> × 0 <input checked="" type="checkbox"/> Disabled |
| <input type="checkbox"/> shuai chen ID: 1234 Phone: | Normal Person | Face Comparison Group: Access Group: Attendance Group: Dock Station Group: D1 | Not Expired | <input type="checkbox"/> × 0 <input type="checkbox"/> × 0 <input checked="" type="checkbox"/> Disabled |
| <input type="checkbox"/> jun wang ID: 4336842691 Phone: | Normal Person | Face Comparison Group: Access Group: Attendance Group: Dock Station Group: D1 | Not Expired | <input type="checkbox"/> × 0 <input type="checkbox"/> × 0 <input checked="" type="checkbox"/> Disabled |

- User information configuration on the dockstation
 - The user information can be add, modify or delete on the dockstation, and can

configure the authority for specific user.

Digital Evidence Management System

Edit User

*User Name: YONG YANG

*User No.: 3738900319

*Password: [Redacted]

*Confirm Password: [Redacted]

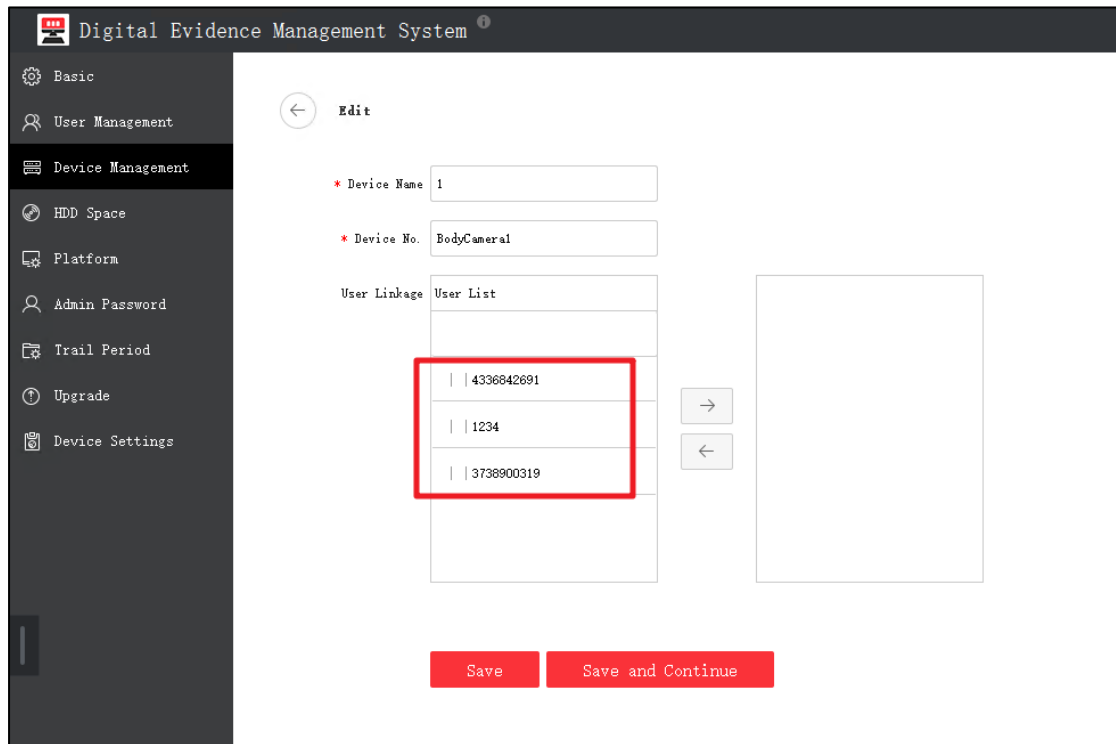
*File Search Permission:

Phone No.: [Empty]

Save Save and Continue

| No. | User Name | User No. | Device No. | Phone No. | Operation |
|-----|------------|------------|----------------------|-----------|---|
| 1 | YONG YANG | 3738900319 | BobCamera1_960331634 | | <input type="checkbox"/> <input type="checkbox"/> |
| 2 | shuai shen | 1234 | BobCamera1_960331634 | | <input type="checkbox"/> <input type="checkbox"/> |
| 3 | jun wang | 4330042691 | BobCamera1_960331634 | | <input type="checkbox"/> <input type="checkbox"/> |

- Allocate the user information for the device
 - The same user can be allocated to several device, and customer can select different user information during the usage.
 - After the body camera connects with the dockstation, then the user information will automatically distribute to the body camera if the body camera supports.
 - The SN can be set as the device No.



➤ The login interface of the bodycamera



- Query the recording file on the hikcentral client
 - The evidence can be searched by the time, by type or specific user, then can download the evidence from the dockstation to the client server, if need, the evidence can be uploaded to SFTP server.

