
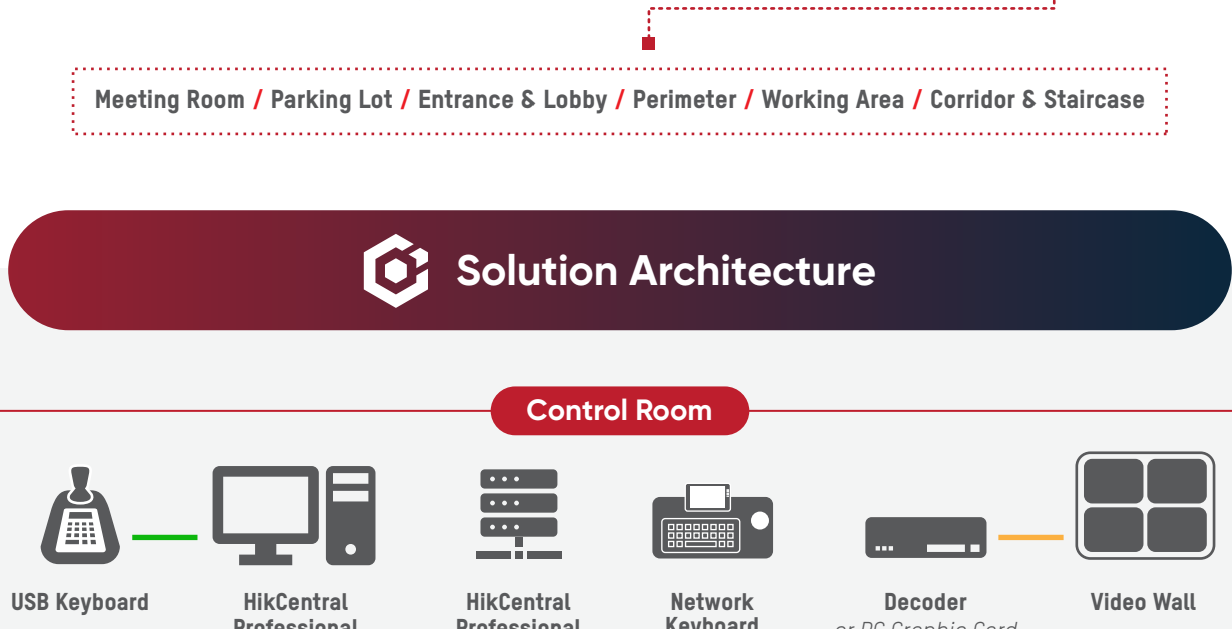


# HIKCENTRAL PROFESSIONAL

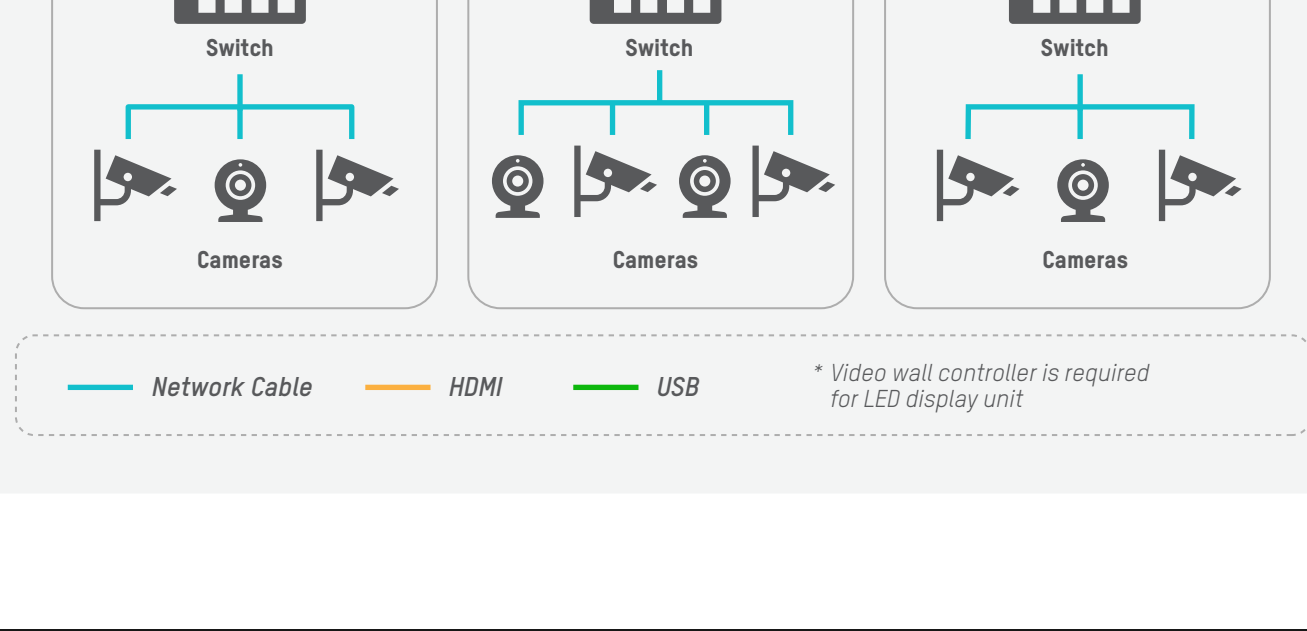
Control Room Solution



All the video streams from different areas will transmit to the control room and display on the video wall. Operators can receive all of them as live view streams. However, due to limited manpower, it is imperative for the operators to have an easy-to-use VMS platform to efficiently monitor a large number of cameras and spot incidents swiftly. HikCentral control room solution provides different strategies to meet these requirements and largely improve operators' efficiency.

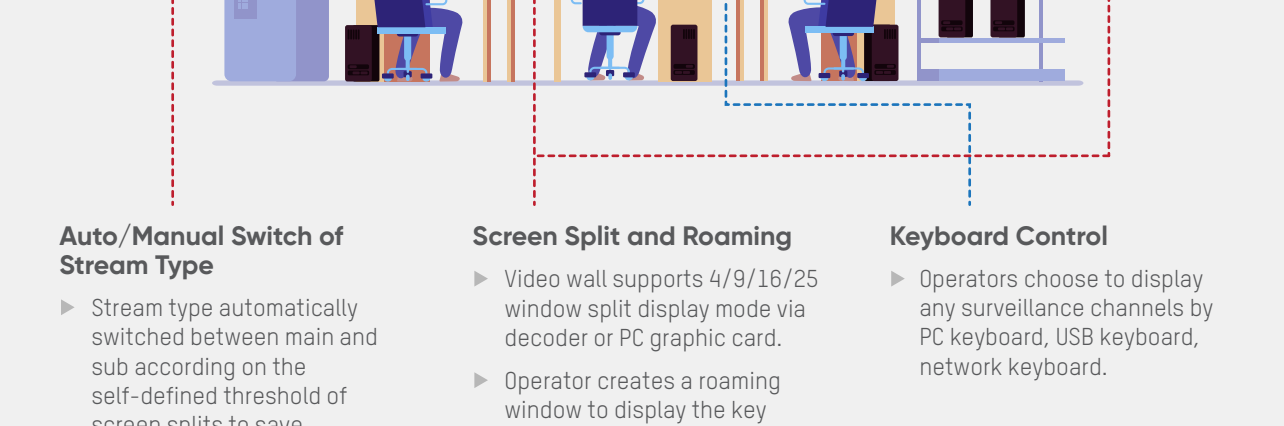


## Solution Architecture



## Flexible monitoring and accommodating a low bandwidth scenario

Main stream Sub stream



**Auto/Manual Switch of Stream Type**

- ▶ Stream type automatically switched between main and sub according on the self-defined threshold of screen splits to save bandwidth.
- ▶ Manual switch also applicable for exceptional case.

**Screen Split and Roaming**

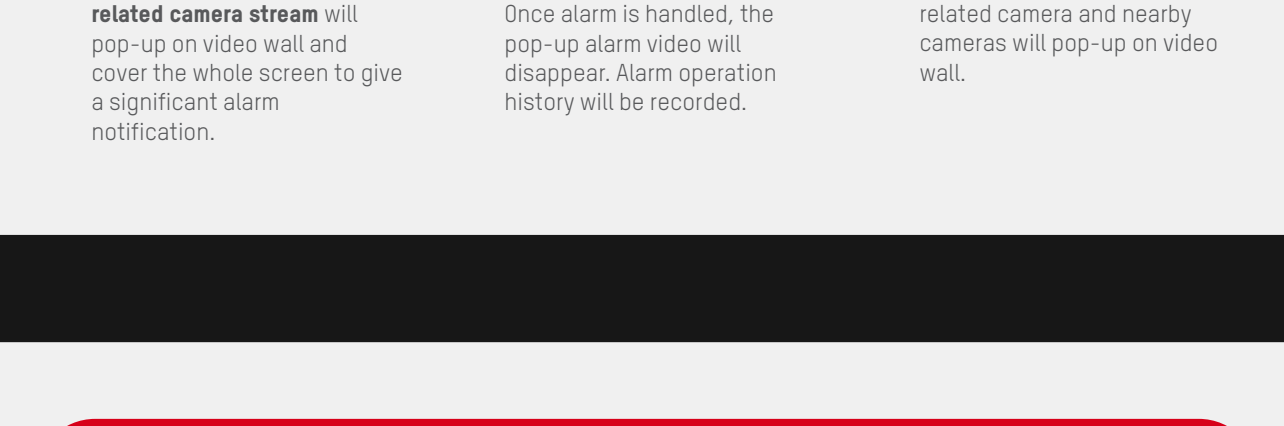
- ▶ Video wall supports 4/9/16/25 window split display mode via decoder or PC graphic card.
- ▶ Operator creates a roaming window to display the key area.

**Keyboard Control**

- ▶ Operators choose to display any surveillance channels by PC keyboard, USB keyboard, network keyboard.

## Alarm pop-up onto smart wall

As there are too many streams on smart wall, it's hard for operators to focus on all of them. So, when some cameras trigger an alarm, it is really hard for operators to be aware of the event. To solve this problem, this solution provides alarm pop up functions.



**Alarm Notification (Option 1)**

- ▶ Once alarm is triggered, the related camera stream will pop-up on video wall and cover the whole screen to give a significant alarm notification.

**Alarm Handling**

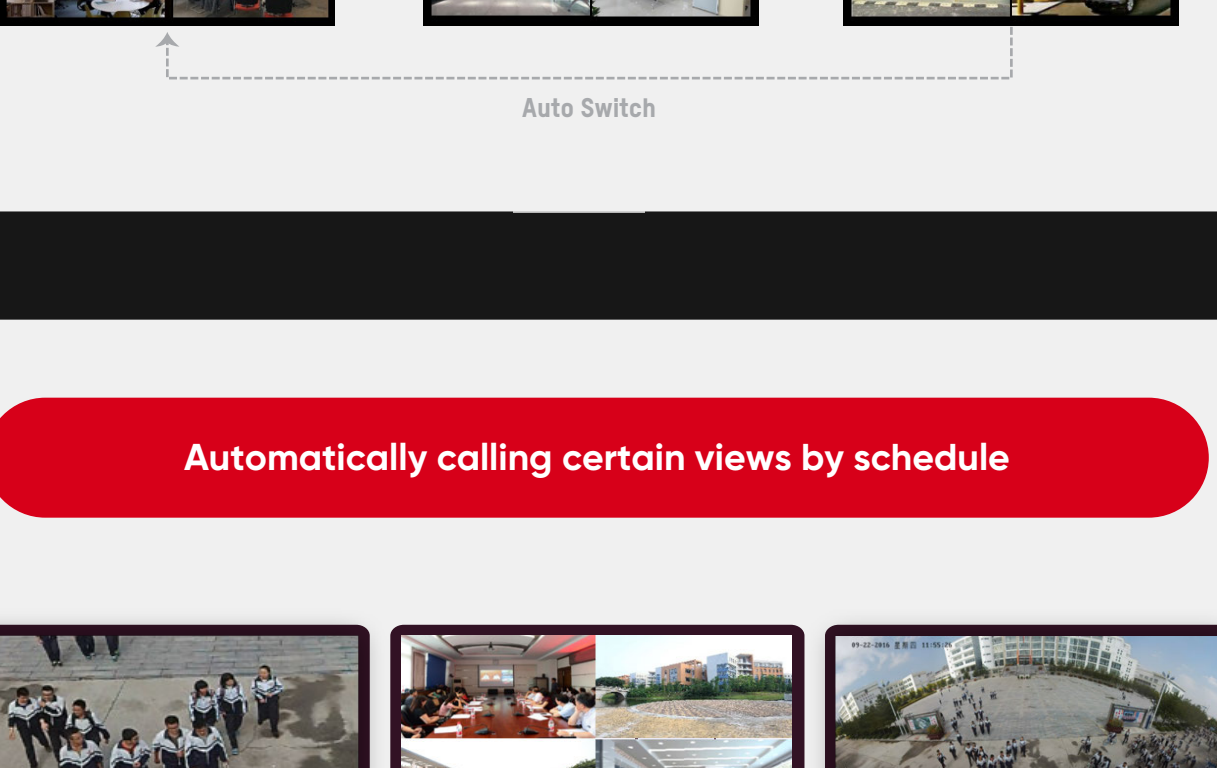
- ▶ Operators receive alarm and double-check via live view. Once alarm is handled, the pop-up alarm video will disappear. Alarm operation history will be recorded.

**Alarm Notification (Option 2)**

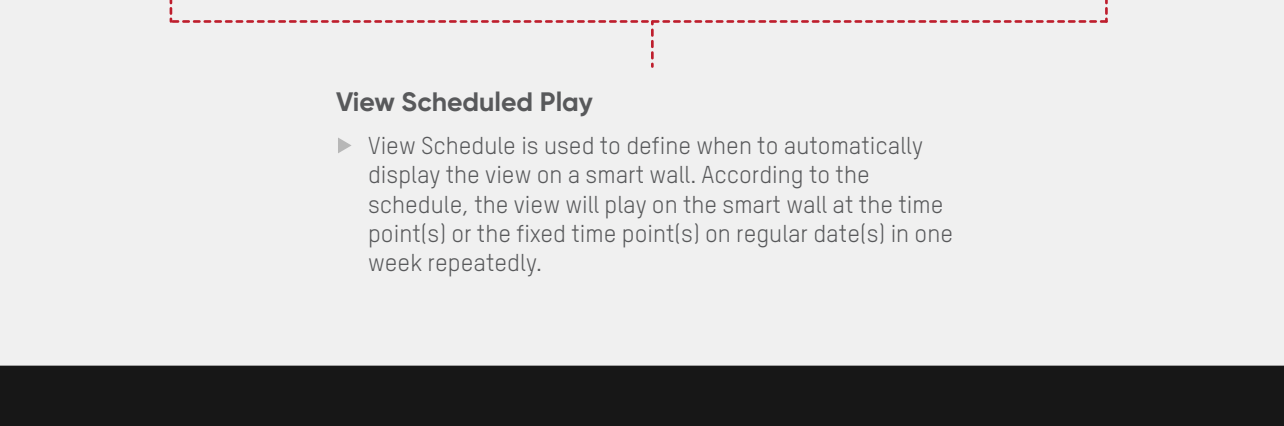
- ▶ Once alarm is triggered, related camera and nearby cameras will pop-up on video wall.

## View and view groups

View defines which camera streams are displayed on smart wall. In this way, operators can quickly access the frequently used cameras on smart wall for an excellent overview. A view group on a smart wall manages multiple streams in collective groups whilst performing auto-switch from one group to the next.



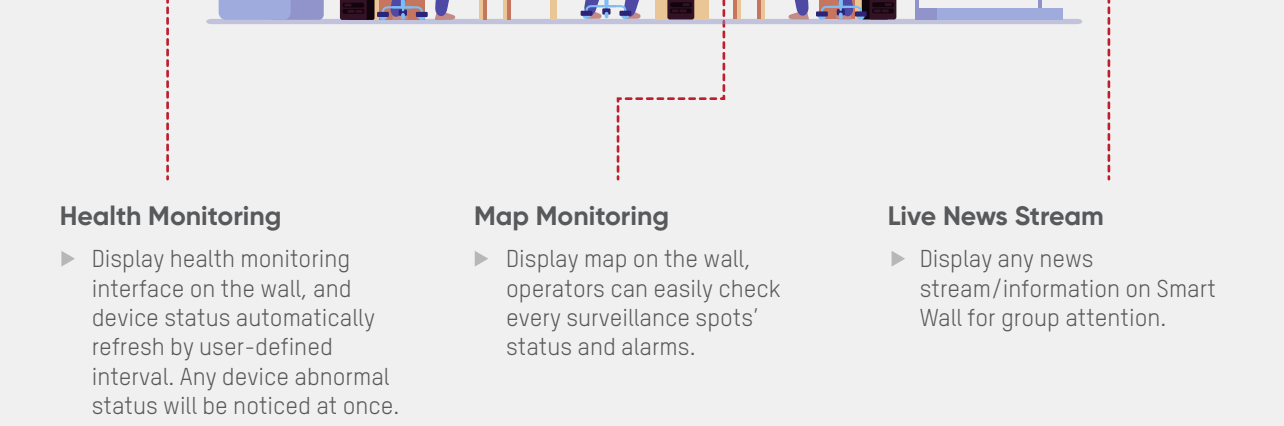
## Automatically calling certain views by schedule



**View Scheduled Play**

- ▶ View Schedule is used to define when to automatically display the view on a smart wall. According to the schedule, the view will play on the smart wall at the time point(s) or the fixed time point(s) on regular date(s) in one week repeatedly.

## Desktop feeds one-key displayed on Smart Wall



**Health Monitoring**

- ▶ Display health monitoring interface on the wall, and device status automatically refresh by user-defined interval. Any device abnormal status will be noticed at once.

**Map Monitoring**

- ▶ Display map on the wall, operators can easily check every surveillance spots' status and alarms.

**Live News Stream**

- ▶ Display any news stream/information on Smart Wall for group attention.

## Product Showcase

### Monitor



Full HD  
**DS-5027FN**

- Available in various sizes From 21.5" to 65"



Ultra HD  
**DS-5027UC**

- Ultra-thin border With wide viewing angle

### LCD Display Unit



0.88 mm  
**DS-D2055LR-G**

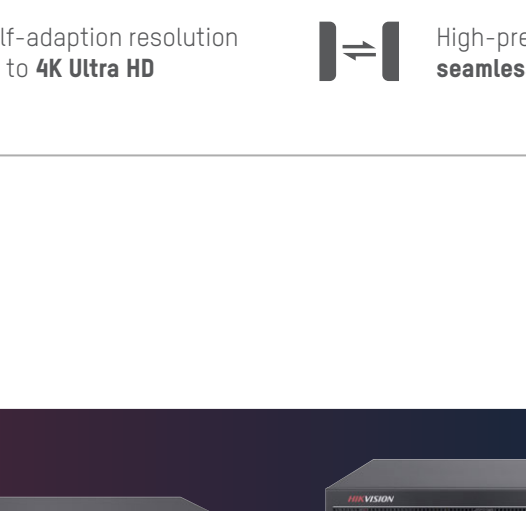
- Available in various sizes 46", 49", 55"

1.8 mm  
**DS-D2055HE-G**

3.5 mm  
**DS-D2046LU-Y**

- Ultra-narrow bezel width 0.88, 1.8, 3.5 mm

### LED Display Unit



1.5 mm  
**DS-D4215FI-CWF/III**

- 4K Self-adaption resolution up to 4K Ultra HD

1.8 mm  
**DS-D4218FI-CWF/III**

- High-precision seamless splicing

### Decoder

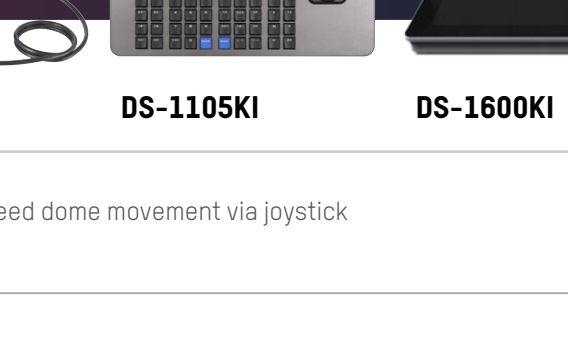


**DS-6904UDI**

**DS-6916UDI**

- ▶ Powerful decoding capability up to 128-ch 1080p
- ▶ Up to 4K (3840×2160@30Hz) via HDMI output interfaces(only for even interface)

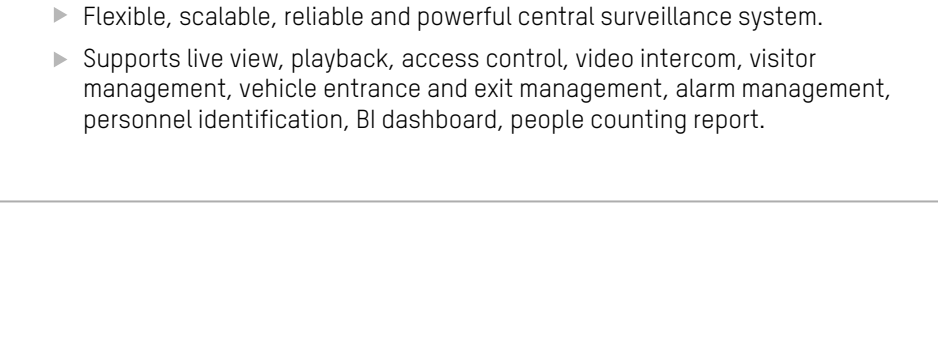
### Video Wall Controller



**DS-C10S-T**

- ▶ Support single-board 4-ch 4K output

### Keyboard



**DS-1005KI**

**DS-1105KI**

**DS-1600KI**

- ▶ Control speed dome movement via joystick

### VMS



**HikCentral Professional** (All baseline versions)

- ▶ Flexible, scalable, reliable and powerful central surveillance system.
- ▶ Supports live view, playback, access control, video intercom, visitor management, vehicle entrance and exit management, alarm management, personnel identification, BI dashboard, people counting report.

### Licence

- HikCentral Professional Smart Wall Base Module – Graphic Card**
- HikCentral Professional Smart Wall Base Module – Decoder**
- HikCentral Professional Smart Wall – 1 Decoder Output**