


## DS-2TD2628T-10/QA Bi-spectrum Thermography Network Bullet Camera



Hikvision DS-2TD2628T-10/QA Bi-spectrum Thermography Network Bullet Camera can be applied to warehouses, construction sites, waste incineration plants, manufacturing workshops, etc. The accurate temperature measurement device sends temperature exception alarms for loss prevention.

- 400 × 300 resolution, 12 μm, VOx UFPA, NETD ≤ 40 mK (25°C, F1.0)
- Video content analysis: vehicle/human classification
- Temperature exception alarm for fire prevention, -20°C to 550°C (-4°F to 1,022°F), Max (± 2°C, ± 2%)
- Support smoke detection algorithm
- Support smoking detection algorithm
- Support sun-reflection filter and forklift alarm filter algorithm
- Image processing technology: linear, histogram, self-adaptive thermal AGC mode, DDE, 3D DNR
- High quality detector with 10 years guarantee

## ▪ Specification

Thermal Module	
Image Sensor	Vanadium Oxide Uncooled Focal Plane Arrays
Resolution	400 x 300
Pixel Pitch	12 $\mu\text{m}$
Spectral Range	8 $\mu\text{m}$ to 14 $\mu\text{m}$
NETD	$\leq 40 \text{ mK}$ (@25° C, F# = 1.0)
Focal Length	7 mm
IFOV	1.74 mrad
Aperture	F1.0
Field of View	24.9° × 18.7° (H × V)
Min. Focusing Distance	1 m
Digital Zoom	×2, ×4
Optical Module	
Image Sensor	1/1.8" Progressive Scan CMOS
Resolution	2688 × 1520
Min. Illumination	0.0089Lux @(F1.6, AGC ON), 0 Lux with IR
Field of View	53.0° × 28.0° (H × V)
Focal Length	4 mm
Shutter Speed	1 s to 1/100,000 s
White Balance	MWB/AWB1/Locked WB/Fluorescent Lamp/Incandescent Lamp/Warm Light Lamp/Natural Light
Day & Night Mode	IR Cut Filter with Auto Switch
WDR	120 dB
Aperture	F 1.6
Image Effect	
Bi-spectrum Image Fusion	Display the details of optical channel on thermal channel
Target Coloration	Yes. Supported in white hot and black hot mode.
Illuminator	
IR Distance	Up to 50 m
IR Intensity and Angle	Automatically adjusted
Audible and Visual Alarm	
White Light Range	Up to 50m
Visual Alarm	Yes. White light alarm with adjustable flashing frequencies
Audio alarm	Yes, for three types of audible alarm (VCA and Temperature Exception) 3 preset voice alerts (one for each) 6 importable user-defined voice alerts (6 options shared in the two types)
Smart Function	
VCA	4 VCA rule types (line crossing, intrusion, region entrance, and region exiting), up to 8 VCA rules in total.
Temperature Measurement	3 temperature measurement rule types, 21 rules in total (10 points, 10 areas, and 1 line)
Temperature Range	-20°C to 550°C (-4°F to 1022°F);
Temperature Accuracy	Max ( $\pm 2^\circ\text{C}$ , $\pm 2\%$ )
General Function	Fire detection, smoke detection, smoking detection, sun-reflection filter, forklift alarm filter

Video and Audio	
Main Stream	Thermal: 25 fps (1280 × 720, 704 × 576, 640 × 512, 320 × 240) Optical: 50 Hz: 25 fps (2688 × 1520, 1920 × 1080, 1280 × 720) 60Hz: 30 fps (2688 × 1520, 1920 × 1080, 1280 × 720)
Sub-stream	Thermal: 25 fps (704 × 576, 640 × 512, 320 × 240) Optical: 50 Hz: 25 fps (704 × 576, 352 × 288) 60 Hz: 30 fps (704 × 480, 352 × 240)
Video Compression	Main Stream: H.265/H.264 Sub-Stream: H.265/H.264/MJPEG
Audio Compression	G.722.1/G.711ulaw/G.711alaw/MP2L2/G.726/PCM
Network	
Protocols	IPv4/IPv6, HTTP, HTTPS, 802.1x, QoS, FTP, SMTP, UPnP, SNMP, DNS, DDNS, NTP, RTSP, RTCP, RTP, TCP, UDP, IGMP, ICMP, DHCP, PPPoE, TP, Bonjour, SFTP, SRTP, TLS
Network Storage	MicroSD/SDHC/SDXC card (up to 256 G) local storage, NAS (NFS, SMB/CIFS), Auto Network Replenishment (ANR)
API	ISAPI, HIKVISION SDK, ISUP, and third-party management platform, Open Network Video Interface, ONVIF (Profile S, Profile G, Profile T)
Simultaneous Live View	Up to 20 channels
User/Host level	Up to 32 users, 3 levels: Administrator, Operator, User
Security	User authentication (ID and password), MAC address binding, HTTPS encryption, IEEE 802.1x access control, IP address filtering
Client	iVMS-4200, Hik-Connect
Interface	
Alarm Input	2, alarm input (0-5 VDC)
Alarm Output	2, alarm output (alarm response actions configurable)
Alarm Action	SD recording/Relay output/Smart capture/FTP upload/Email linkage
Audio Input	1, 3.5 mm Mic in/Line in interface Line input: 2 - 2.4 V [p-p], output impedance: 1 KΩ ± 10%
Audio Output	Linear level, impedance: 600 Ω
Communication Interface	1, RJ45 10 M/100 M Self-adaptive Ethernet interface. 1, RS-485 interface (half duplex)
Analog Output	1.0V [p-p]/75Ω, PAL/NTSC/BNC
General	
Menu Language	32 languages English, Russian, Estonian, Bulgarian, Hungarian, Greek, German, Italian, Czech, Slovak, French, Polish, Dutch, Portuguese, Spanish, Romanian, Danish, Swedish, Norwegian, Finnish, Croatian, Slovenian, Serbian, Turkish, Korean, Traditional Chinese, Thai, Vietnamese, Japanese, Latvian, Lithuanian, Portuguese (Brazil)
Power Supply	24 VAC ± 25%, 12 VDC ± 25%, 24VDC ± 25%, two-core terminal block PoE (802.3af, class 3)

Power Consumption	24 VAC $\pm$ 25%: 0.8 A, Max.8.5 W 12 VDC $\pm$ 25%: 0.7 A, Max.8.5 W 24VDC $\pm$ 25%: 0.22A to 0.75 A, max. 18W PoE (802.3af, class 3): 36 V to 57 V, 0.24 A to 0.15 A, Max. 8.5 W
Working Temperature/Humidity	Temperature: -40°C to 65°C (-40°F to 149°F) Humidity: 95% or less
Protection Level	IP67 Standard TVS 4000V lightning protection, surge protection, voltage transient protection IK10-rated housing
Dimensions	321.3 mm $\times$ 106.1 mm $\times$ 107.0 mm (12.65" $\times$ 4.18" $\times$ 4.21")
Weight	1550 g (3.41 lb)
<b>Approval</b>	
EMC	CE-EMC (EN 55032: 2015, EN 61000-3-2:2019, EN 61000-3-3: 2013+A1:2019, EN50130-4: 2011+A1: 2014); RCM (AS/NZS CISPR 32: 2015); IC (ICES-003: Issue 7) KC (KSC9832: 2019; KSC9835: 2019) FCC (ANSI C63.4;FCC Part15 sub B)
Safety	CB: IEC 62368-1: 2014+A11; CE-LVD: EN 62368-1: 2014/A11: 2017; UL: (CSA C22.2 No. 62368-1-14, 2nd Ed.)
Environment	CE-RoHS: 2011/65/EU, WEEE: 2012/19/EU, Reach: Regulation(EC) No 1907/2006
Protection	IP67: IEC 60529-2013 IK10: IEC 62262-2002

## ▪ Range Table

VCA Range (Vehicles: 1.4 $\times$ 4.0 m)	VCA Range (Humans: 1.8 $\times$ 0.5 m)	Temperature Measurement (Object: 0.2 $\times$ 0.2 m)	Temperature Measurement (Object: 0.5 $\times$ 0.5 m)	Fire Detection (Object: 0.2 $\times$ 0.2m)	Smoke Detection (Object: 0.5 $\times$ 0.5m)	Smoking Detection
144.9 m	55.2m	23.3 m	58 m	82.8m	18m	10.35m

## ▪ DORI

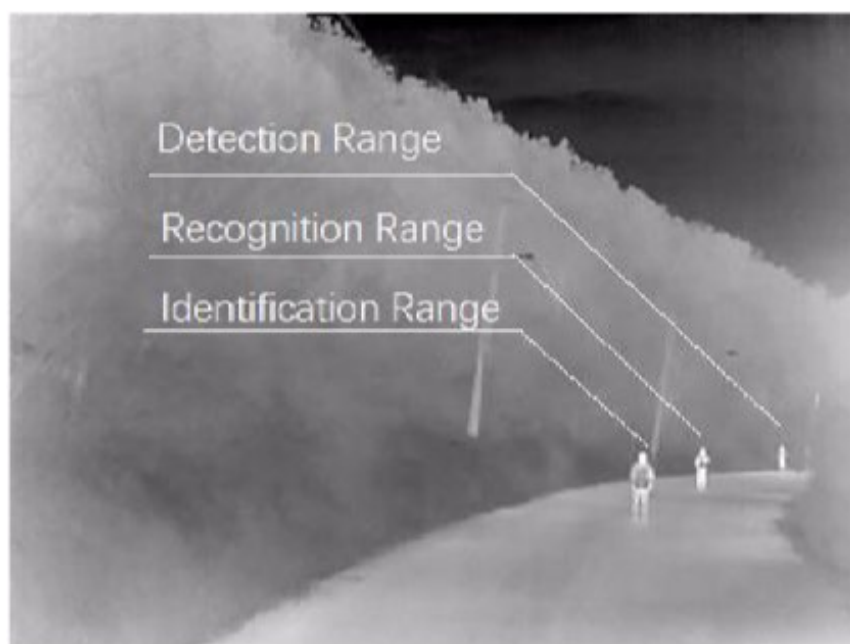
*\*The table is only for reference and the performance may vary according to different environment.*

*\*The optimal human detection, recognition, and identification distances are calculated according to Johnson's Criteria.*

Detection Range: In order to distinguish an object from the background, the object must be covered by 1.5 or more pixels.

Recognition Range: In order to classify the object (animal, human, vehicle, etc.), the object must be covered by 6 or more pixels.

Identification Range: In order to identify the object and describe it in details, the object must be covered by 12 or more pixels.



Detection Range (Vehicles: 1.4 × 4.0 m)	Detection Range (Humans: 1.8 × 0.5 m)	Recognition Range (Vehicles: 1.4 × 4.0 m)	Recognition Range (Humans: 1.8 × 0.5 m)	Identification Range (Vehicles: 1.4 × 4.0 m)	Identification Range (Humans: 1.8 × 0.5 m)
881 m	287 m	220 m	72 m	110 m	36 m

## ▪ Typical Application

Hikvision products are classified into three levels according to their anti-corrosion performance. Refer to the following description to choose for your using environment.

No products could be used under HYDROGEN FLUORIDE environment. This model has No Specific PROTECTION.

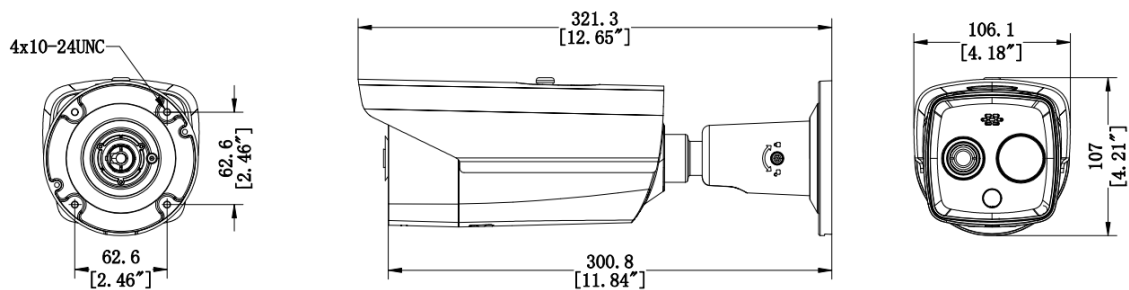
Level	Description
Top-level Protection	Hikvision products at this level are equipped for use in areas where professional anti-corrosion protection is a must. Usually it is used in salt-spray and sulfur dioxide (with a concentration volume ratio of less than 0.67%) environment, such as chemical plants and coastal lines.
Moderate Protection	Hikvision products at this level are equipped for use in areas with moderate anti-corrosion demands. Typical application scenarios include coastal areas about 2 kilometers (1.24 miles) away from coastlines, as well as areas affected by acid rain.
No Specific Protection	Hikvision products at this level are equipped for use in areas where no specific anti-corrosion protection is needed.

## ▪ Available Model

DS-2TD2628T-10/QA

DS-2TD2628T-10/QA(U)

## ▪ Dimension



▪ **Accessory**

▪ **Included**

**DS-1260ZJ**



▪ **Optional**

**DS-1276ZJ-SUS**

**DS-1275ZJ-S-SUS**



# See Far, Go Further



[www.hikvision.com](http://www.hikvision.com)  
[support@hikvision.com](mailto:support@hikvision.com)

