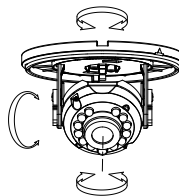
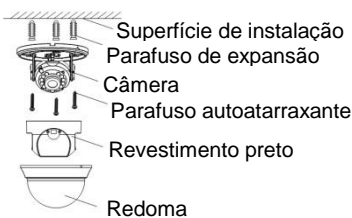


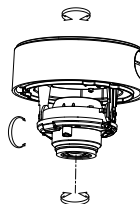
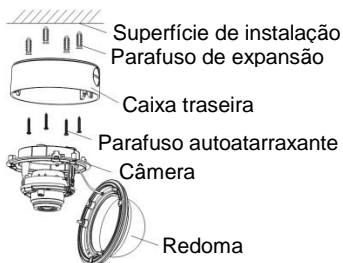
**Antes de iniciar:**

- Certifique-se de que a parede/teto é suficientemente forte para aguentar três vezes o peso da câmera e do suporte.
- Para teto/parede de madeira, parafusos de expansão não são necessários. As imagens do produto listadas abaixo são apenas para referência. Para mais informações, visite o nosso site (<http://www.hikvision.com/en/>).

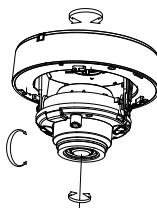
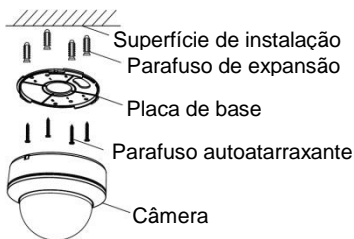
## Câmera Dome Tipo I



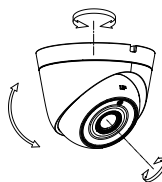
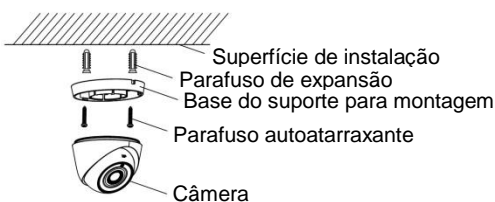
## Câmera Dome Tipo II



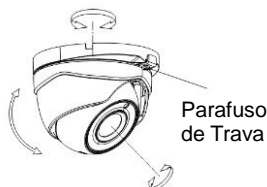
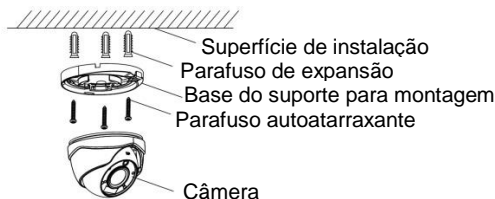
## Câmera Dome Tipo III



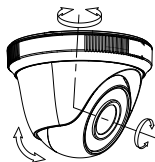
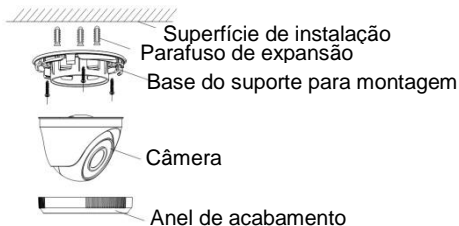
## Câmera Turret Tipo I



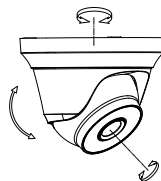
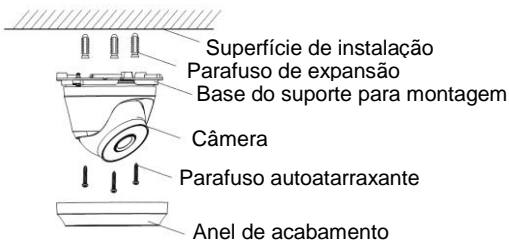
## Câmera Turret Tipo II



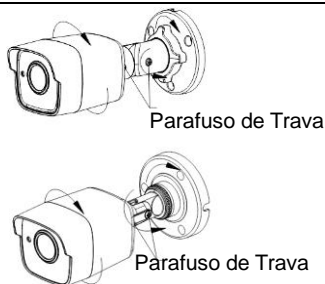
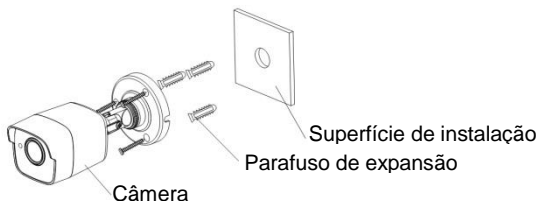
### Câmera Turret Tipo III



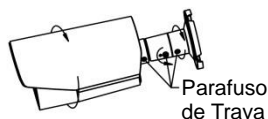
### Câmera Turret Tipo IV



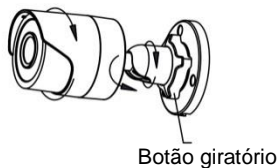
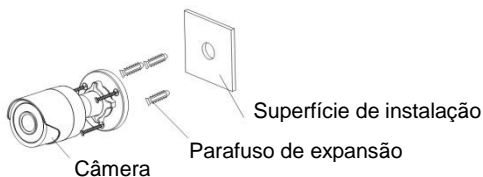
### Câmera Bullet Tipo I



### Câmera Bullet Tipo II



### Câmera Bullet Tipo III



**PRODUZIDO NO  
POLO INDUSTRIAL  
DE MANAUS**



**CONHEÇA A AMAZÔNIA  
IMPRESSO NO BRASIL**

**HIKVISION DO BRASIL COMERCIO DE  
EQUIPAMENTOS DE SEGURANÇA LTDA**  
CNPJ 15.431.830/000302 - INDÚSTRIA BRASILEIRA  
RUA BALATA,200 DISTRITO INDUSTRIAL  
MANAUS - AM CEP 69075-050