

AE-MN7083 Series Mobile Video Recorder

AE-MN7083 series NVR is a professional solution to vehicle video and audio management with built-in Linux operating system. It supports CVBS video and audio output, featuring HD encoding/decoding, transmission based on 4G wireless network, satellite positioning, secure data storage, HDD vibration absorber, alarm input/output, driving information collecting and ports added for peripheral devices. It provides camera selection and coding solutions specialized in video and audio recording management for public transports, school buses, taxis, learner-driven vehicles, trucks, etc.



▪ Application

The anti-corrosion performance level of AE-MN7083 series NVR is standard. It is suitable for regular scenarios only and might be damaged when exposed to corrosive environment.

Description of anti-corrosion performance level:

Anti-corrosion Performance	Application
Professional	Coastal areas, wharfs, ports, ships and chemical factories, etc.
High	Areas exposed to acid rain; areas over 1.24 miles (1 km) away from the coastline
Standard	Regular environment with little corrosion exposure

▪ Key Feature

- 8-ch IP cameras connectable via PoE interfaces, and 8-ch IP cameras extendable via PoE switch.
- Up to 2MP resolution of H.264/H.265 compression for each IP camera.
- Pluggable dummy HDD for HDD/SSD with up to 2 TB capacity.
- User-friendly GUI providing easy and flexible operations.
- Pluggable 4G module and Wi-Fi module providing flexible data transmission solutions.
- Built-in GPS module precisely positioning the vehicle via the satellite and recording the location information in the video stream.
- Information collection interfaces collecting driving information such as left/right turn, braking, reversing, etc.
- Specialized aviation connectors ensuring signal stability.
- Shutdown delay (0 h to 6 h) and 24-hour scheduled startup/shutdown.
- Build-in super-capacitor prevents the mobile NVR from damage caused by sudden power outage.
- Wide-range power input (+9 VDC to +32 VDC).
- Power-off protection prevents key data loss.
- Aluminum die-cast chassis with no fan design well adaptable to working environment.
- Software-based firewall supported.
- Support accessing via WEB browser.



▪ Specification

Model		AE-MN7083
Video/Audio Input	IP Camera	8-ch connected via PoE interfaces and 8-ch extendable via PoE switch
	Two-way Audio	1, integrated in EXT.DEV interface
Video/Audio Output	Video Output	Main output: 1, integrated in EXT.DEV interface VGA: 1
	Audio Output	1, integrated in EXT.DEV interface
Encoding/Decoding Parameters	Video Compression	H.264/H.265
	Encoding Resolution	Main stream: 1080P/720P/WD1/4CIF Sub-stream: 720P/WD1/4CIF/2CIF/CIF
	Frame Rate	PAL: 1 to 25 fps; NTSC: 1 to 30 fps
	Audio Compression	G.711a/G.711u/G.722.1/G.726
	Stream Type	Video, video & audio
	Audio Bitrate	16 -64Kbps
	Dual Stream	Supported
Storage	HDD/SSD	2 × 2.5 inch HDD/SSD, up to 2 TB for each HDD/SSD HDD/SSD data can be exported locally via this converter (optional) (A dummy HDD with 2 HDD/SSDs can be extended; Not for baseline. Note the HDD/SSD capacity when ordering)
	HDD/SSD Backup	Installed at least two HDD/SSD to achieve dual backup
	SD Card	1 × SD card, up to 256 GB (not for baseline. Note the SD card capacity when ordering)
Wireless Network	4G Dialing	1 × 4G card slot, 1 × FAKRA antenna
	Available Module	5G module(optional)
	Wi-Fi	WI2.4G model: 1 × 2.4 G Wi-Fi SMA antenna, WI58 model: 2 × 5.8 G Wi-Fi SMA antenna(Optional. 802.11B/G/N and 802.11AC are selectable. 1 antenna is needed for 802.11B/G/N module. 2 antennas are needed for 802.11AC module.)
Positioning	GNSS (Global Navigation Satellite System)	GPS (Global Positioning System) & GLONASS (Global Navigation Satellite System), 1 × FAKRA antenna
External Interface	Network Interface	<ul style="list-style-type: none"> ● Front panel :1 × 10M/100M RJ45 ● Rear panel: 1 × 10M/100M RJ45 <i>Note : The front and rear network ports are at same network segments</i>
	Serial Port	2 × RS-232(harness is optional). 1 × RS-485. 1 × RS-485 (integrated in EXT.DEV interface)
	CAN interface	2
	USB Interface	<ul style="list-style-type: none"> ● Front panel: 1 × USB 2.0 ● Rear panel: 1 × USB 2.0 (5-pin aviation connector)
	Sensor-in	4 high/low level signal inputs
	Alarm Input	4 high/low level signal inputs, 1 pulse signal input, 1 BUTTON input
	Alarm Output	2 relay signal outputs
General	Operating Method	Mouse, IR remote control, Web control, and display screen
	G-sensor	Built-in
	Remote Control	Optional
	Power Supply	+9 to +32 VDC
	Consumption	<ul style="list-style-type: none"> ● Standby: ≤ 0.5 W ● Full load: ≤ 75 W

		Note: Without peripheral and storage media ≤ 20 W
	Working Temperature	-10 °C to +60 °C (+14 °F to +140°F)
	Working Humidity	10% to 95%
	Device Dimension (W × D × H)	202 × 267.6 × 93.9 mm (7.95 × 10.54 × 3.7 inch)
	Device Weight (Without Storage Media)	3.13 kg (6.9 lb)

▪ Available Model

AE-MN7083 (RJ45/M12)

AE-MN7083 (RJ45/M12) + AE-MP1460/GLF/S, (supports 4G dialing)

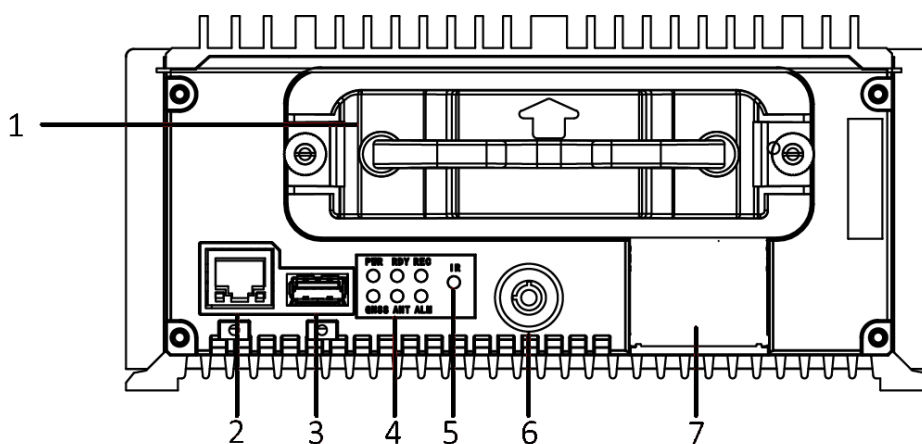
AE-MN7083 (RJ45/M12) + AE-MP1460/GLF/WI58/S, (supports 4G dialing and 5.8G Wi-Fi)

AE-MN7083 (RJ45/M12)+ AE-MP1460/GLF/WI/S, (supports 4G dialing and 2.4G Wi-Fi)

* 4G and Wi-Fi functions are supported only when AE-MP1460 Mobile Wireless Component is equipped with AE-MN7083.

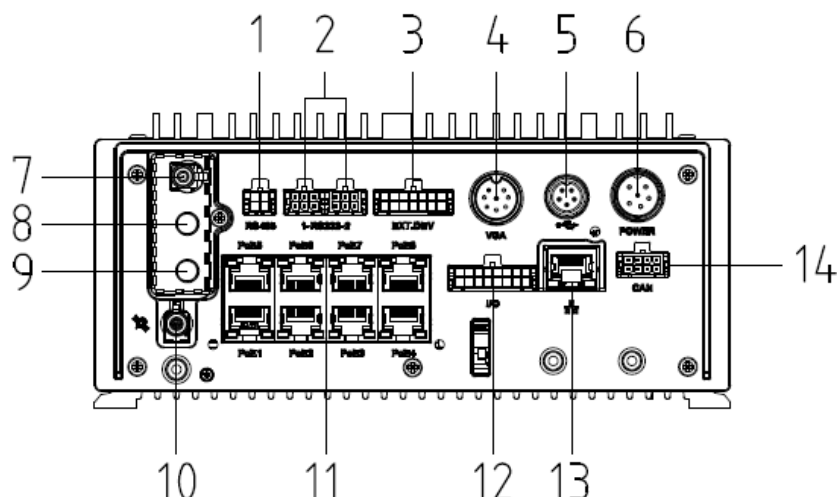
▪ Physical Interface

▪ Front Panel



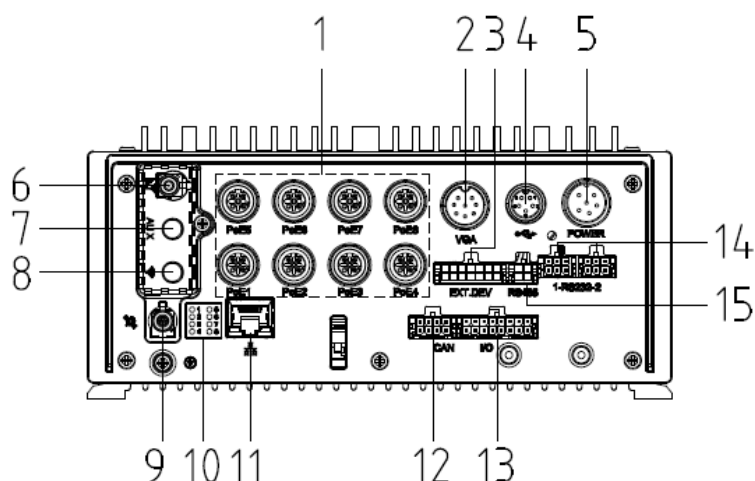
No.	Name	No.	Name
1	Dummy HDD/SSD	4	Power indicator
2	10M/100M RJ45 Ethernet interface		Ready indicator
3	USB 2.0 interface		Record indicator
5	IR receiver		GNSS indicator
6	Lock/Unlock the hard disk box		ANT indicator
7	SD card slot		Alarm indicator

▪ Rear Panel(RJ45)



No.	Name	No.	Name
1	RS-485 interface	8	Aux Wi-Fi antenna interface
2	RS-232 interface	9	Main Wi-Fi antenna interface
3	EXT.DEV interface: RS-485 communication interface, two-way audio interface, and CVBS video output	10	GNSS antenna interface
4	VGA video output interface	11	8 × PoE interface
5	USB interface of 5-pin aviation plug	12	I/O interface: 4-ch alarm inputs, 4-ch sensor in; 1-ch pulse signal input
6	6-pin aviation plug for power supply	13	1 × 10M/100M RJ45 Ethernet interface
7	Main 3G/4G antenna interface	14	CAN


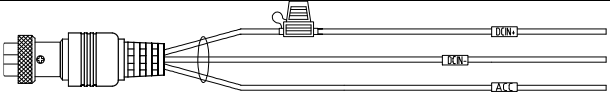
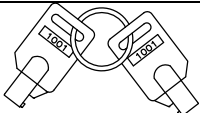

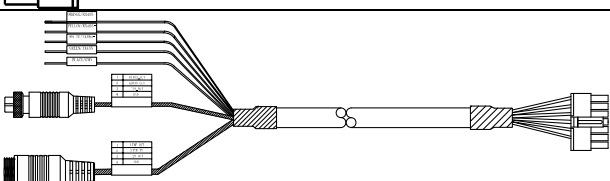
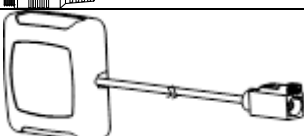
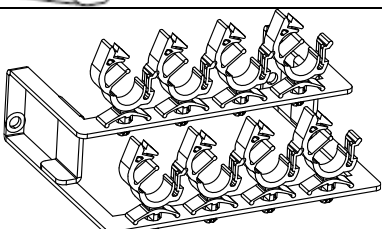
▪ Rear Panel(M12)



No.	Name	No.	Name
1	8 × PoE interface	9	GNSS antenna interface
2	VGA video output interface	10	IPC camera Indicator
3	EXT.DEV interface: RS-485 communication interface, two-way audio interface, and CVBS video output	11	1 × 10M/100M RJ45 Ethernet interface
4	USB interface of 5-pin aviation plug	12	CAN
5	6-pin aviation plug for power supply	13	I/O interface: 4-ch alarm inputs, 4-ch sensor in; 1-ch pulse signal input
6	Main 3G/4G antenna interface	14	RS-232 interface

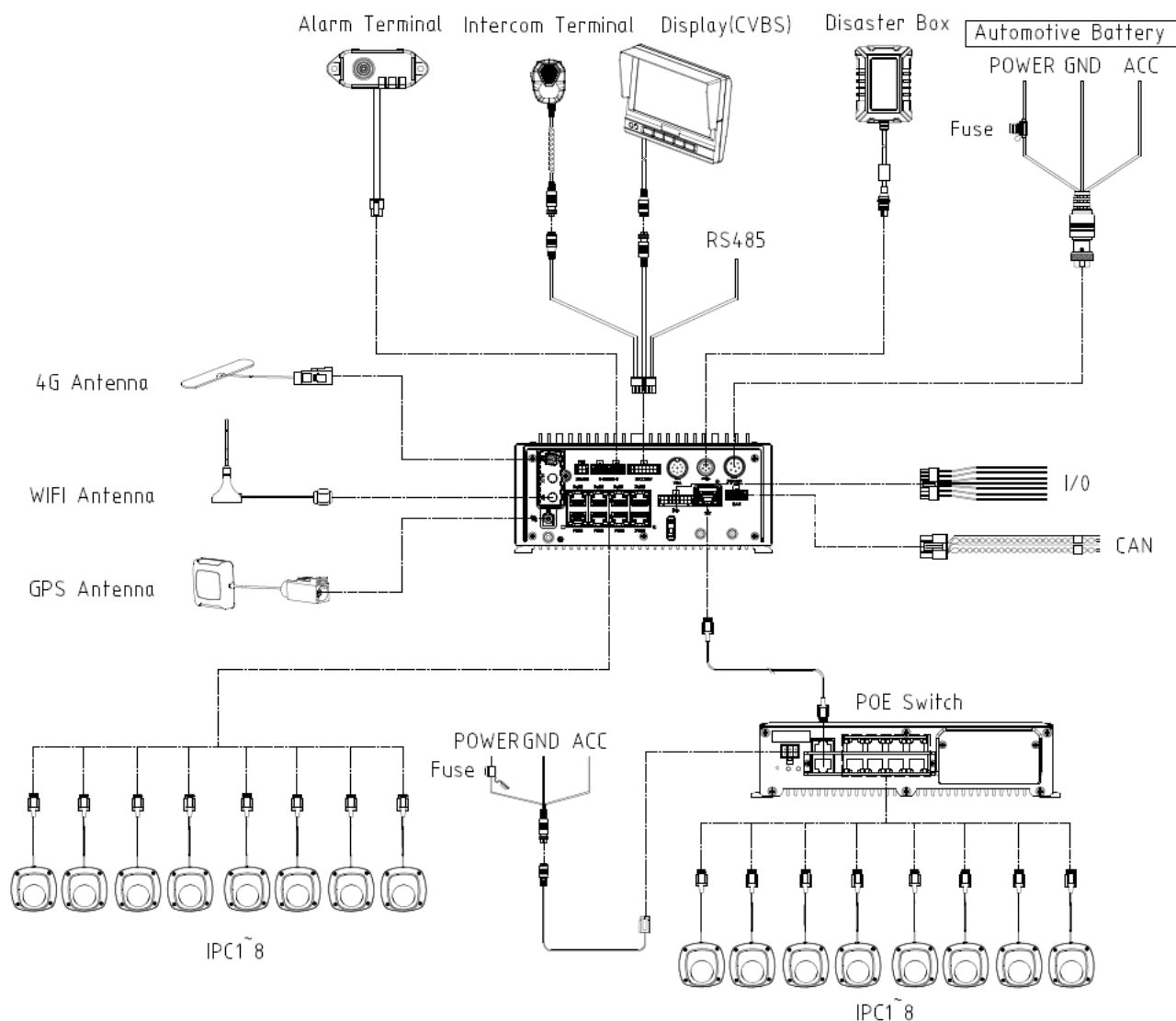
7	Aux Wi-Fi antenna interface	15	RS-485 interface
8	Main Wi-Fi antenna interface pulse signal input		

▪ Packing List

Description	Quantity	Picture
Fuse	2	
Power cord	1	
Key	1	
Alarm line	1	
Extension cable	1	
GPS antenna	1	
Network cable clip(M12 series not included)	9	
Network cable bracket(M12 series not included)	1	

Peripheral Connection

* Here we take example of RJ45 series.



Headquarters

No.555 Qianmo Road, Binjiang District,
Hangzhou 310051, China
T +86-571-8807-5998
overseasbusiness@hikvision.com

Hikvision USA
T +1-909-895-0400
sales.usa@hikvision.com

Hikvision Australia
T +61-2-8599-4233
salesau@hikvision.com

Hikvision India
T +91-22-28469900
sales@pramahikvision.com

Hikvision Canada
T +1-866-200-6690
sales.canada@hikvision.com

Hikvision Thailand
T +662-275-9949
sales.thailand@hikvision.com

Hikvision Europe
T +31-23-5542770
sales.eu@hikvision.com

Hikvision Italy
T +39-0438-6902
info.it@hikvision.com

Hikvision Brazil
T +55 11 3318-0050
Latam.support@hikvision.com

Hikvision Turkey
T +90 (216) 521 7070- 7074
sales.tr@hikvision.com

Hikvision Malaysia
T +601-7652-2413
sales.my@hikvision.com

Hikvision UK & Ireland
T +01628-902140
sales.uk@hikvision.com

Hikvision South Africa
Tel: +27 (10) 0351172
sale.africa@hikvision.com

Hikvision France
T +33(0)1-85-330-450
info.fr@hikvision.com

Hikvision Kazakhstan
T +7-727-9730667
nikia.panfilov@hikvision.ru

Hikvision Vietnam
T +84-974270888
sales.vt@hikvision.com

Hikvision UAE
T +971-4-4432090
salesme@hikvision.com

Hikvision Singapore
T +65-6684-4718
sg@hikvision.com

Hikvision Spain
T +34-91-737-16-55
info.es@hikvision.com

Hikvision Tashkent
T +99-87-1238-9438
uzb@hikvision.ru

Hikvision Hong Kong
T +852-2151-1761
info.hk@hikvision.com

Hikvision Russia
T +7-495-669-67-99
saleru@hikvision.com

Hikvision Korea
T +82-(0)31-731-8817
sales.korea@hikvision.com

Hikvision Poland
T +48-22-460-01-50
info.pl@hikvision.com

Hikvision Indonesia
T +62-21-2933759
Sales.Indonesia@hikvision.com

Hikvision Colombia
sales.colombia@hikvision.com