




User Guide for Fixing Security Vulnerability of Cluster Storage

1. Scope of the Security Vulnerability of Cluster Storage




Please confirm whether your Cluster storage involved with the CVE-2023-28808 security vulnerabilities or not, you can check that according to the software version.

No.	Device Type	Device Model	The included version range:
1	Cluster Storage	DS-A71024/48R-CVS	<p>*Checking the software version by viewing: https://IP:2004</p> <p>If versions is between V1.0.0 ~ V1.1.4 (including V1.1.4) , then it is involved , if the version is below CVS1.0.0, please turn to HIK support for advice; otherwise it is not involved;</p> 
2		DS-A72024/48R-CVS	

2. How to Fix

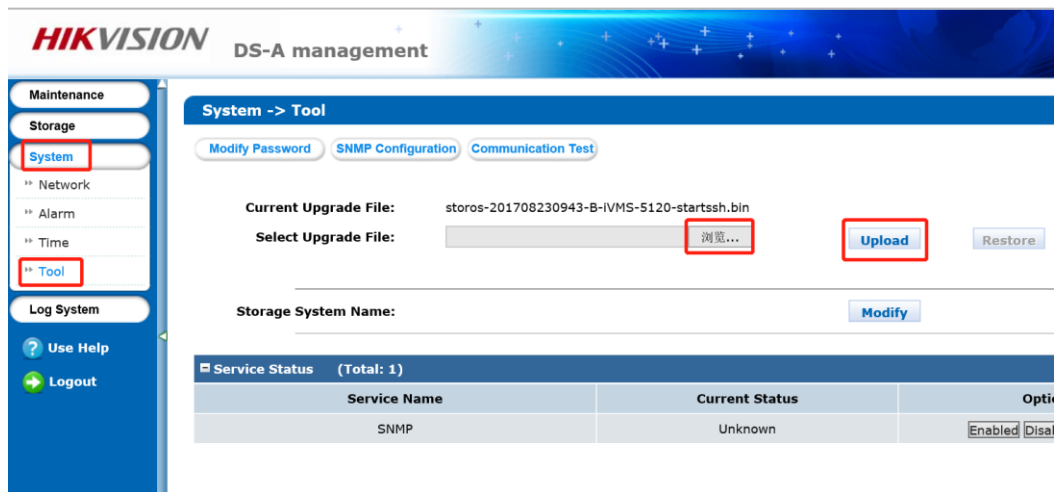
Please use **Internet Explorer** for upgrading.

3. There are 3 files in the package.

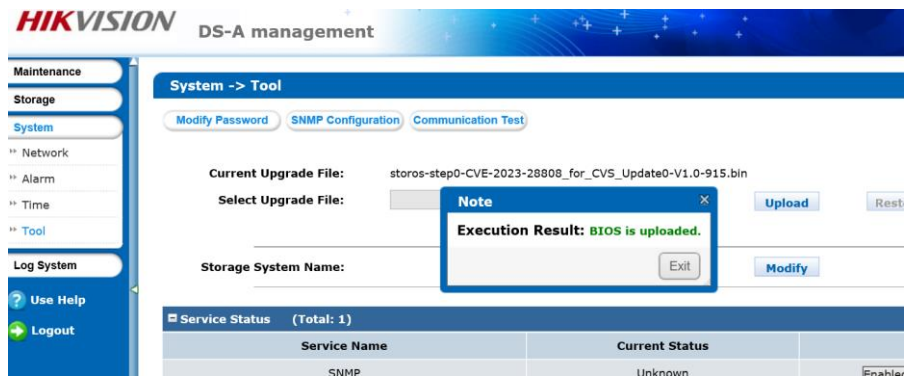
 storos-step0-CVE-2023-28808_for_CVS_Up...	2023/4/5 21:23	BIN 文件	53 KB
 storos-step1-CVE-2023-28808_for_CVS_Up...	2023/3/30 20:54	BIN 文件	29,177 KB
 storos-step2-CVE-2023-28808_for_CVS_Up...	2023/3/30 20:16	BIN 文件	7,758 KB

Steps to Upgrade:

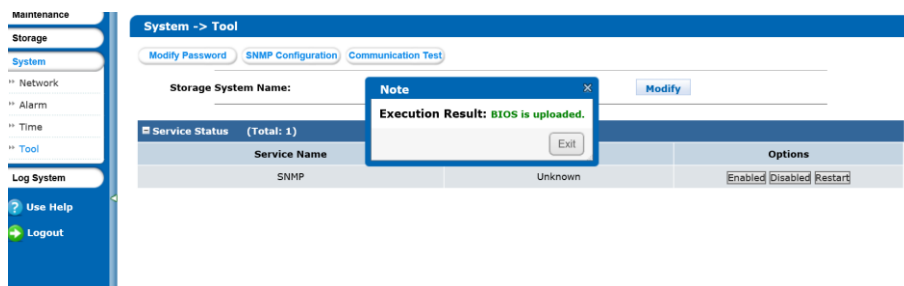
How to Upgrade: Login web page (<https://IP:2004>) and select **“System—Tool”** to reach the upgrade page as following Figure shown:



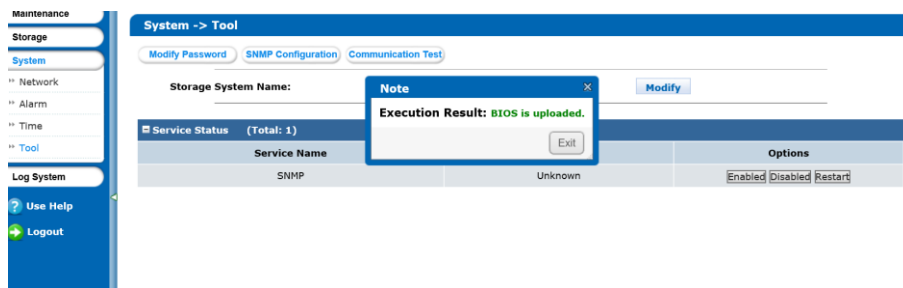
Step 1. Upgrade ① "storos-step0-CVE-2023-28808_for_CVS_Update0-V1.0-915", then wait 2 minutes and continue the **Step 2**.



Step 2. Upgrade ② "storos-step1-CVE-2023-28808_for_CVS_Update1-V1.0-915", then wait 2 minutes;



Step 3. Upgrade ③ "storos-step2-CVE-2023-28808_for_CVS_Update2-V1.0-915", then wait 2 minutes;

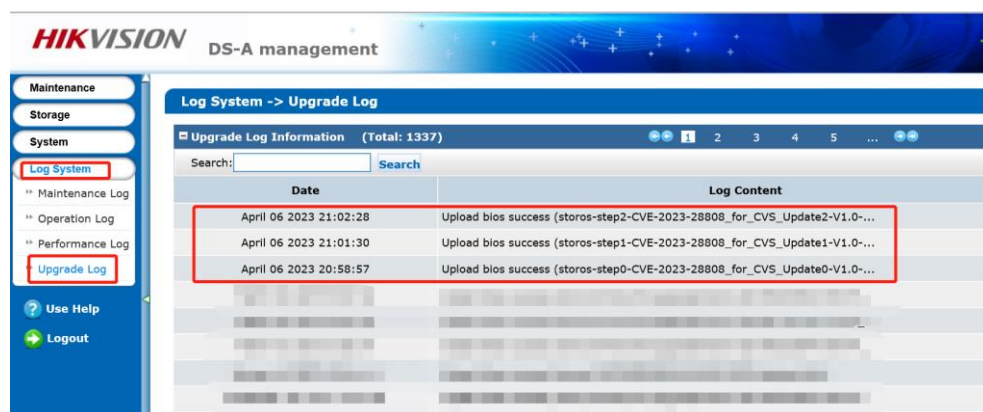


Tip: this patch may cause web logout, please wait some minutes, refresh page and re-login to continue;

Confirm Upgrade Information :

After upgrading, enter “*Log System—Upgrade Log*”:

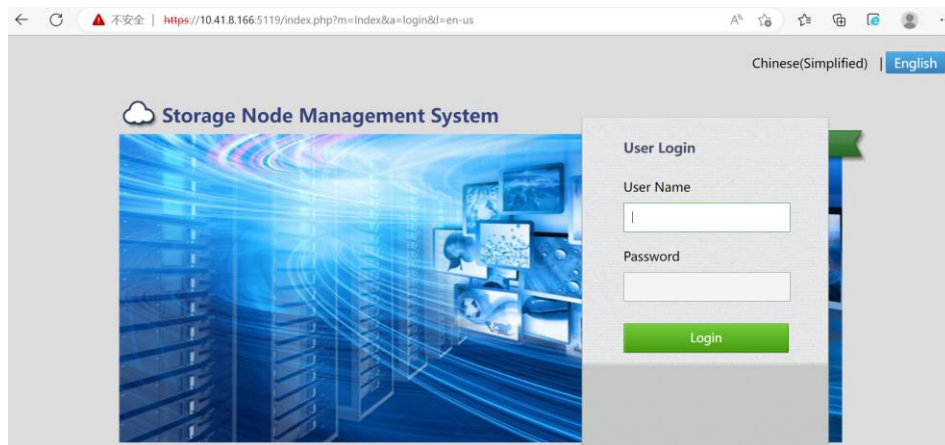
- 1) If the latest log shown with 3 “*Upload bios success*”, it means the upgrade is complete; *no need to reboot the device*;



- 2) Log out to the beginning 2004 page, to check whether the version ended with “sp3” after upload all 3 patches;



- 3) Then please go to cluster storage 5119 webpage with IP <https://IP:5119> to check all recording task status and functions that used in your project and related with Cluster storage;



If there were any exceptions, please **contact HIK Technical Support Team**.

First Choice for Security Professionals

***HIK*VISION Technical Support**