


<b>Title:</b>	How to Set up Motion Detection of Wi-Fi Doorbell on Hik-Connect App	<b>Version:</b>	v1.0	<b>Date:</b>	10/17/2018
<b>Product:</b>	Video Intercom			<b>Page:</b>	1 of 5

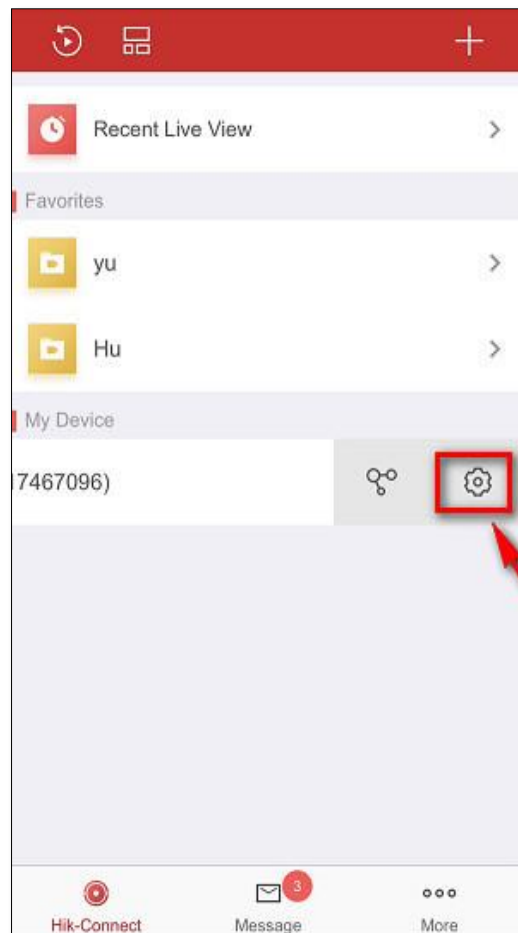
## Preparation

---

1. This guide takes DS-KB6403-WIP as an example to introduce how to set up motion detection of Wi-Fi doorbell on Hik-Connect App.
2. It is required to add Wi-Fi doorbell to your Hik-Connect account in advance.

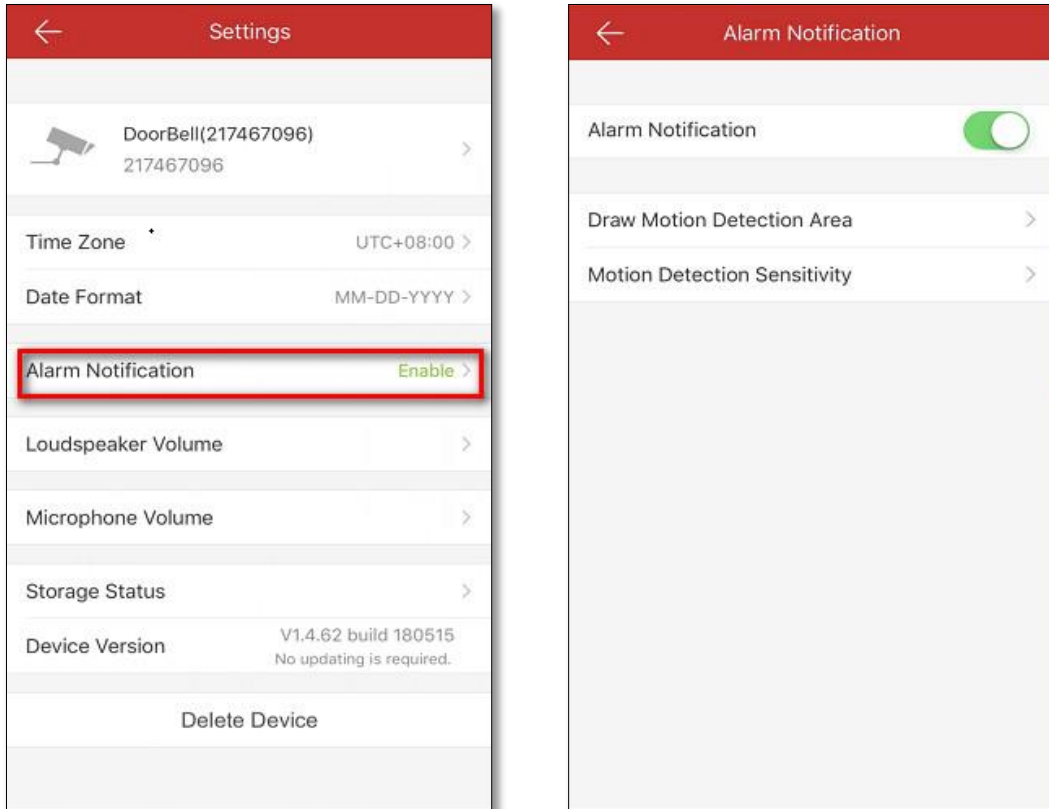
## How to Set up Motion Detection of Wi-Fi Doorbell on Hik-Connect App

**Step1:** Run Hik-Connect app, slide Wi-Fi doorbell's name to left and tap  icon to enter the settings page.



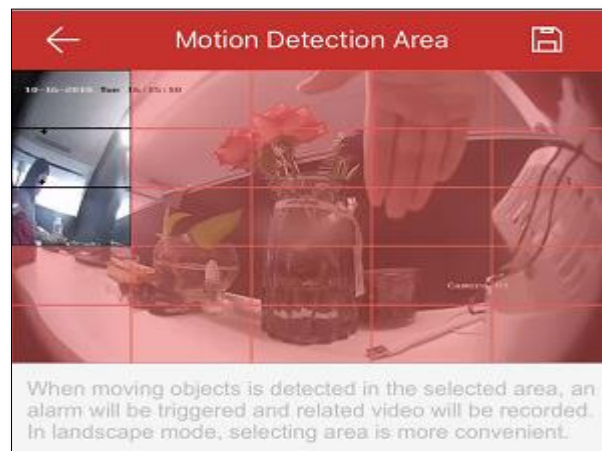
<b>Title:</b>	How to Set up Motion Detection of Wi-Fi Doorbell on Hik-Connect App	<b>Version:</b>	v1.0	<b>Date:</b>	10/17/2018
<b>Product:</b>	Video Intercom			<b>Page:</b>	2 of 5

**Step2:** Tap **Alarm Notification** to enable alarm notification, draw motion detection area and adjust motion detection sensitivity.




### Draw Motion Detection Area:

- 1) Tap **Draw Motion Detection Area** to enter the motion detection area page.
- 2) Tap the grids on the live view image to select the detection area.



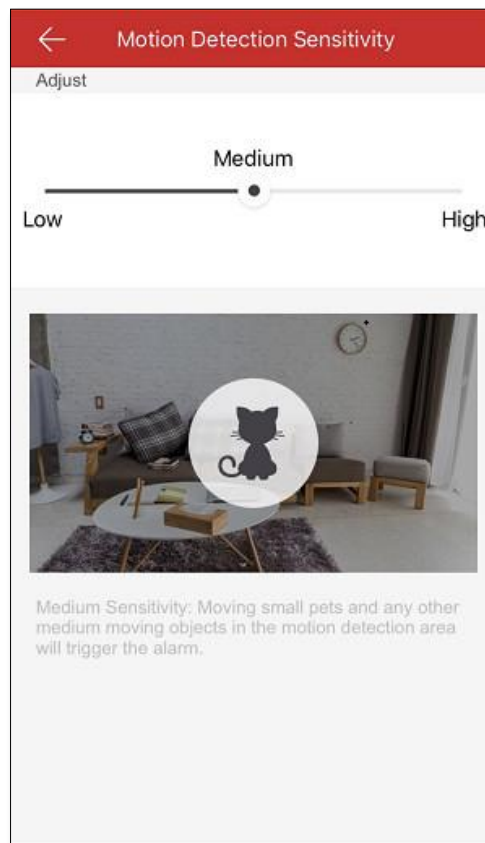
**Note:** The red grid indicates the selected area.

<b>Title:</b>	How to Set up Motion Detection of Wi-Fi Doorbell on Hik-Connect App	<b>Version:</b>	v1.0	<b>Date:</b>	10/17/2018
<b>Product:</b>	Video Intercom			<b>Page:</b>	3 of 5

3) Tap  icon at the upper-right corner of the page to save the settings.

### Adjusting Motion Detection Sensitivity:

1) Go back to **Alarm Notification** page, tap **Motion Detection Sensitivity** to enter the motion detection sensitivity page.



2) Move the slider to change the sensitivity. There are three sensitivity levels to choose: low, medium and high.

**Low Sensitivity:** Moving persons, large moving pets, and any other large moving objects in the motion detection area will trigger the alarm.

**Medium Sensitivity:** Moving small pets and any other medium moving objects in the motion detection area will trigger the alarm.

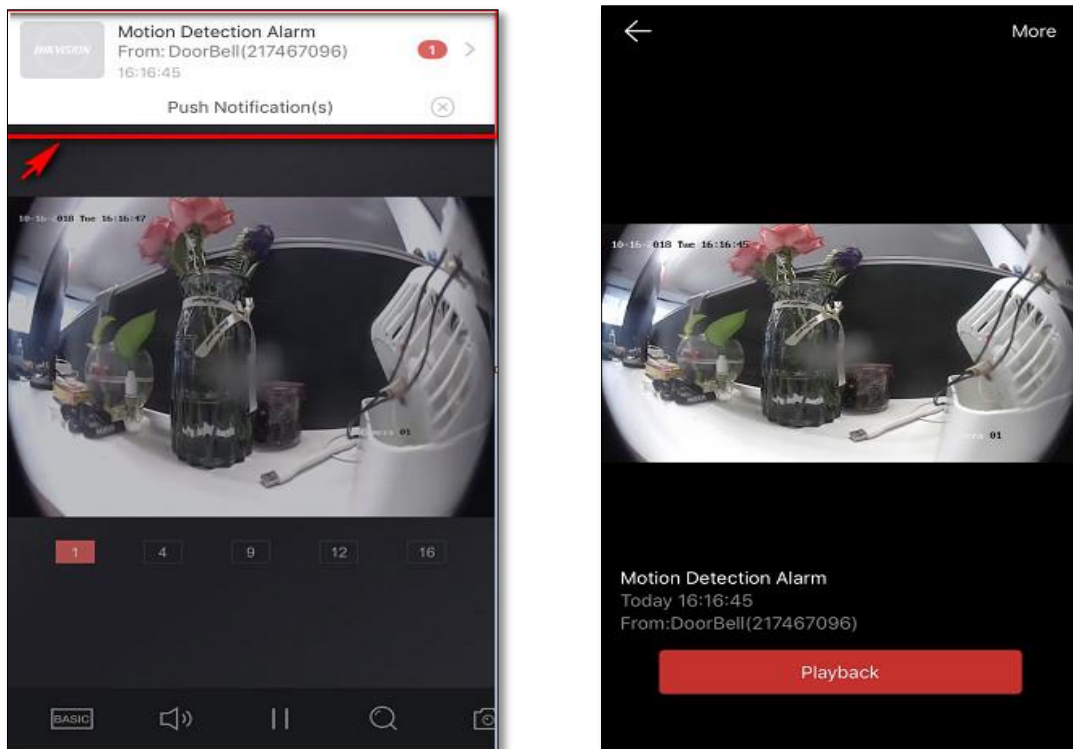
**High Sensitivity:** Moving insects, moving leaves and any other small objects will trigger the alarm.

<b>Title:</b>	How to Set up Motion Detection of Wi-Fi Doorbell on Hik-Connect App	<b>Version:</b>	v1.0	<b>Date:</b>	10/17/2018
<b>Product:</b>	Video Intercom			<b>Page:</b>	4 of 5

### Step 3: Reading alarm messages.

When the Wi-Fi doorbell motion detection is triggered, and the app is running or launched in background, the alarm information will be sent to your phone to remind you.

Tap the triggered alarm message on your phone to enter the Message page.



**Note:** Only if the device has an SD card installed, the message image and video can be displayed normally.





<b>Title:</b>	How to Set up Motion Detection of Wi-Fi Doorbell on Hik-Connect App	<b>Version:</b>	v1.0	<b>Date:</b>	10/17/2018
<b>Product:</b>	Video Intercom			<b>Page:</b>	5 of 5

**First Choice for Security Professionals**

**HIKVISION Technical Support**