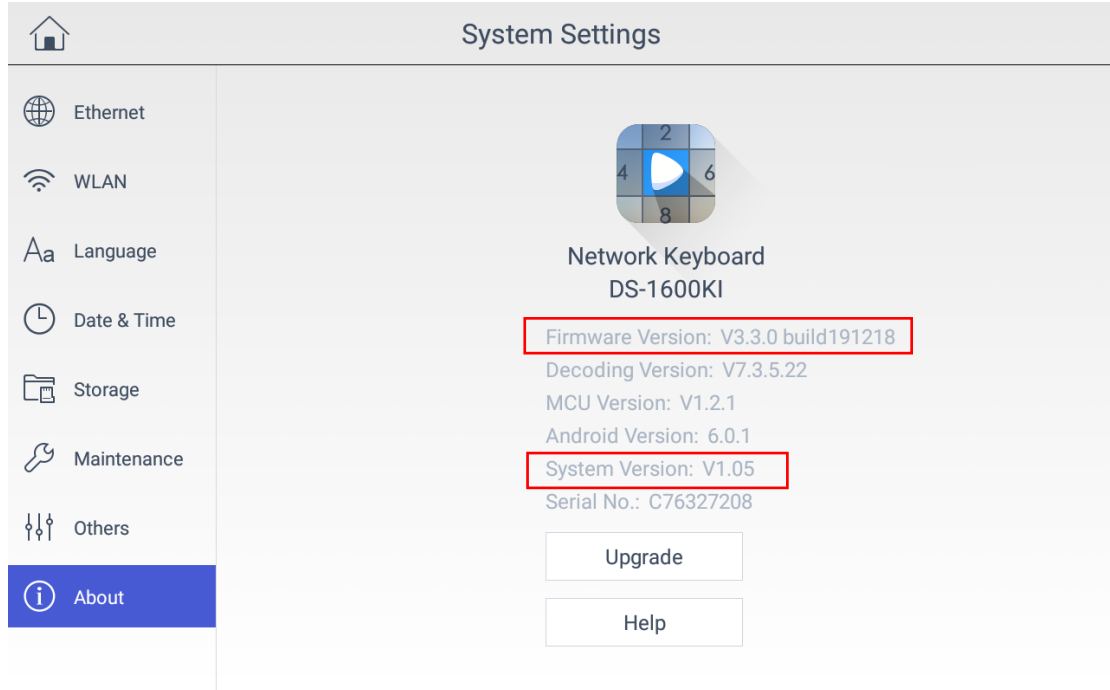


How to update DS-1600KI system version

Note :

When you look at this document, please understand the difference between the two versions first



Firmware version is the program version .To upgrade the firmware version, you need to use the apk file to upgrade.

System version is the keyboard operating system version. To upgrade it you need to use special update package.

Please note that this document is written specifically for how to upgrade the system version.

1. Download update package (system package), put update package in the root directory of USB driver (the format must be FAT32) not need to unzip.

2. Insert USB driver to DS-1600KI, keyboard will recognize update package automatically and remind to install. Click install.

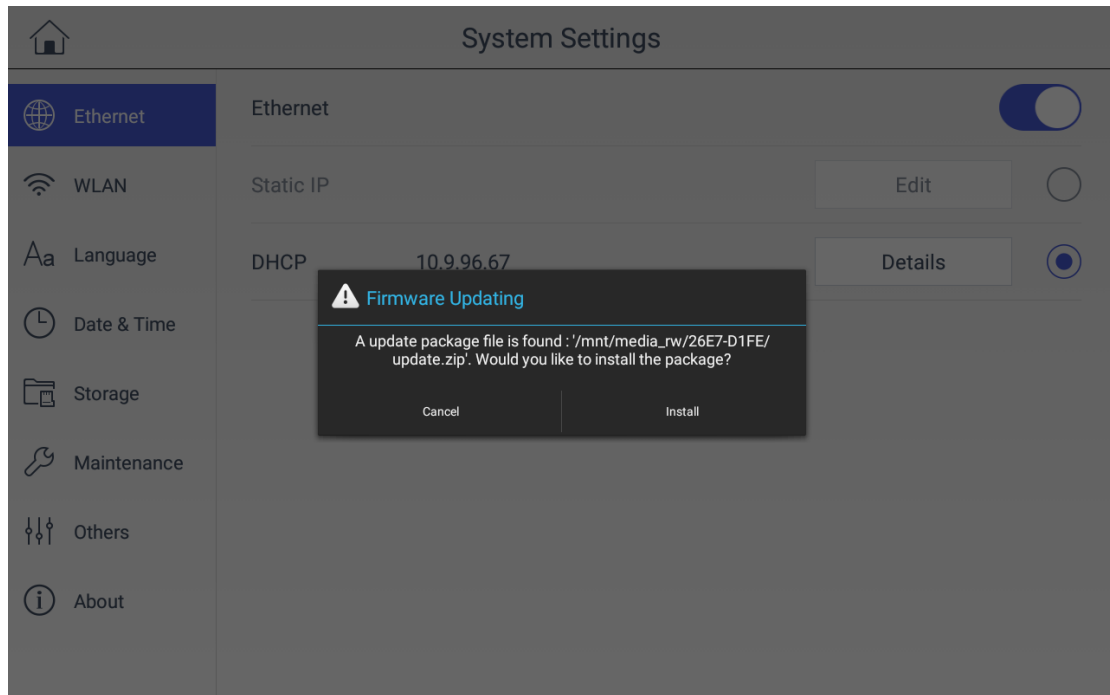



Image one keyboard recognize update package automatically

3. After updating keyboard will remind to delete this file avoid to install again. Click delete.

4. Open system setting, see the version of system, whether update successfully.

System Settings

- Ethernet
- WLAN
- Language
- Date & Time
- Storage
- Maintenance
- Others
- About**


Network Keyboard
DS-1600KI

Firmware Version: V3.3.0 build191218
Decoding Version: V7.3.5.22
MCU Version: V1.2.1
Android Version: 6.0.1
System Version: V1.05
Serial No.: C76327208

Upgrade

Help

Image two see system version