

Network Keyboard 1600KI(B)

Version: V3.3.0

Release Note

(2020-01-09)

Firmware Basic Information	Software Version:	V3.2.2
	Joystick Version:	V1.2.1
	System Version:	V1.0.5

Reason of Upgrade

Add new functions and fix V3.2.0 known bugs.

Firmware Upgrade

New Features

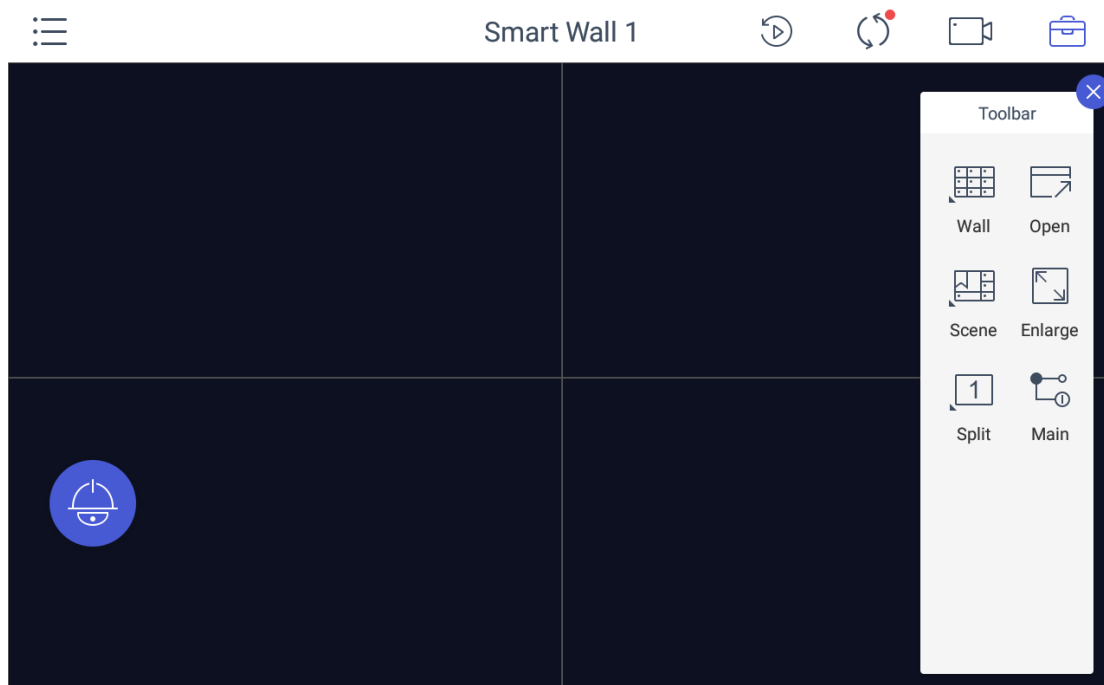
1. 【Platform Changes】

Support connecting to HikCentral by HTTP or HTTPS protocol directly.

Support liveview , capture and recording functions in HCP mode.

Support switching between Main and Sub stream, resource update notification and windows enlarge or recover with double click under the Hik-Central smart wall mode

Support platform cascade.

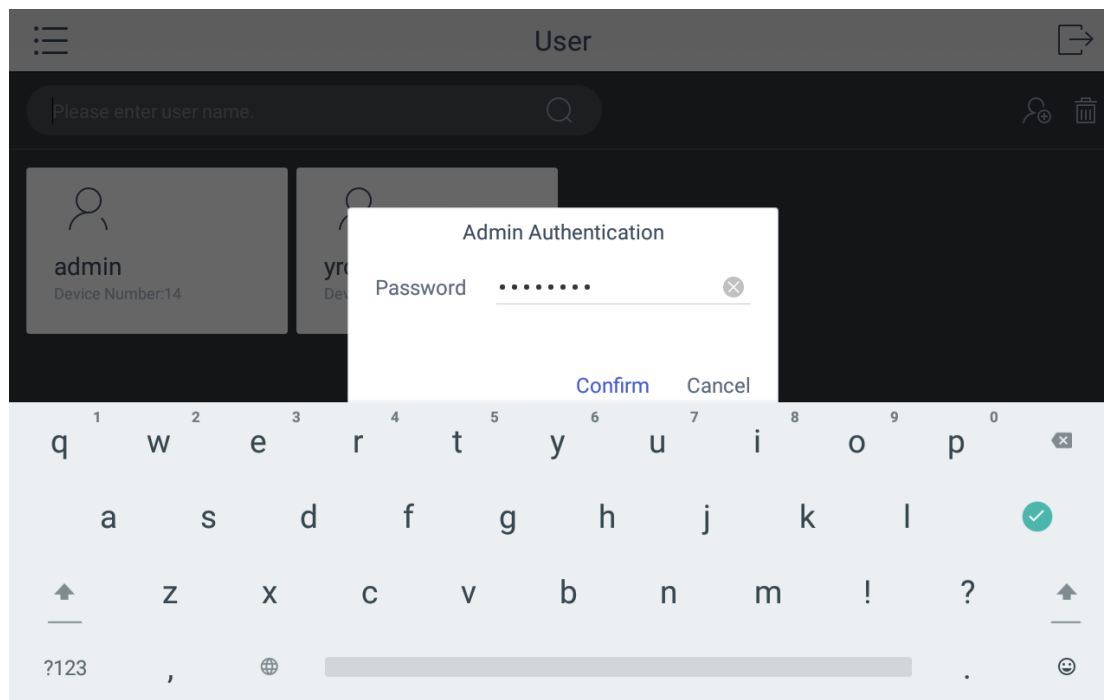


2. 【Enhance the security performance Of file export】

Support exporting channels excel file with password ciphertext display.

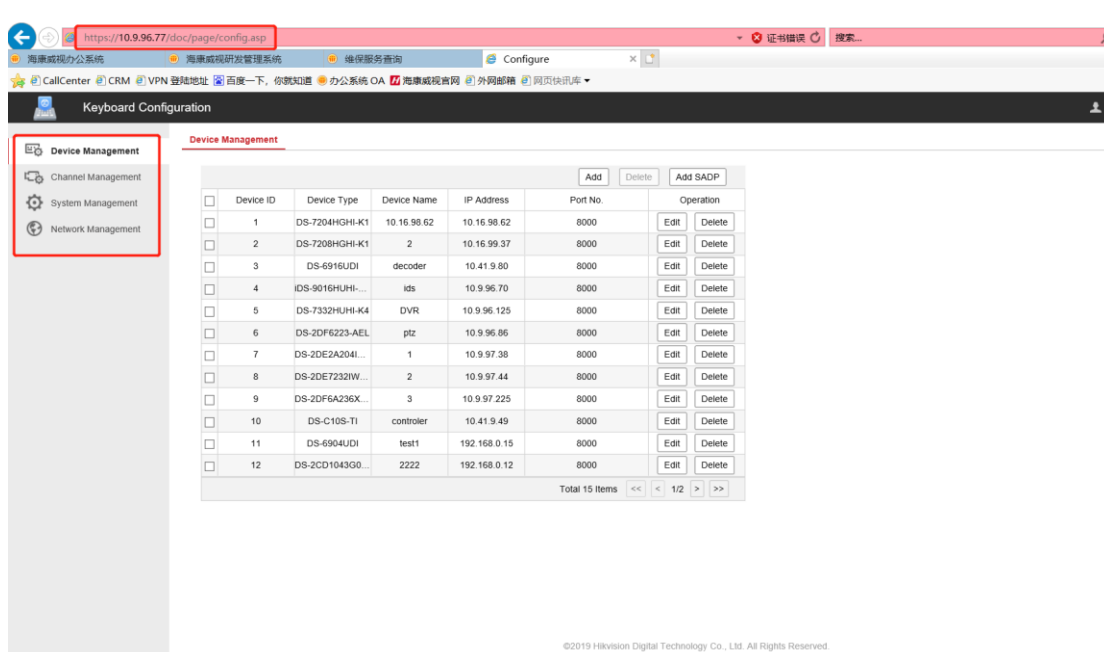
Support password verification of administrator when change the user information.

Support encryption when export the keyboard configuration.

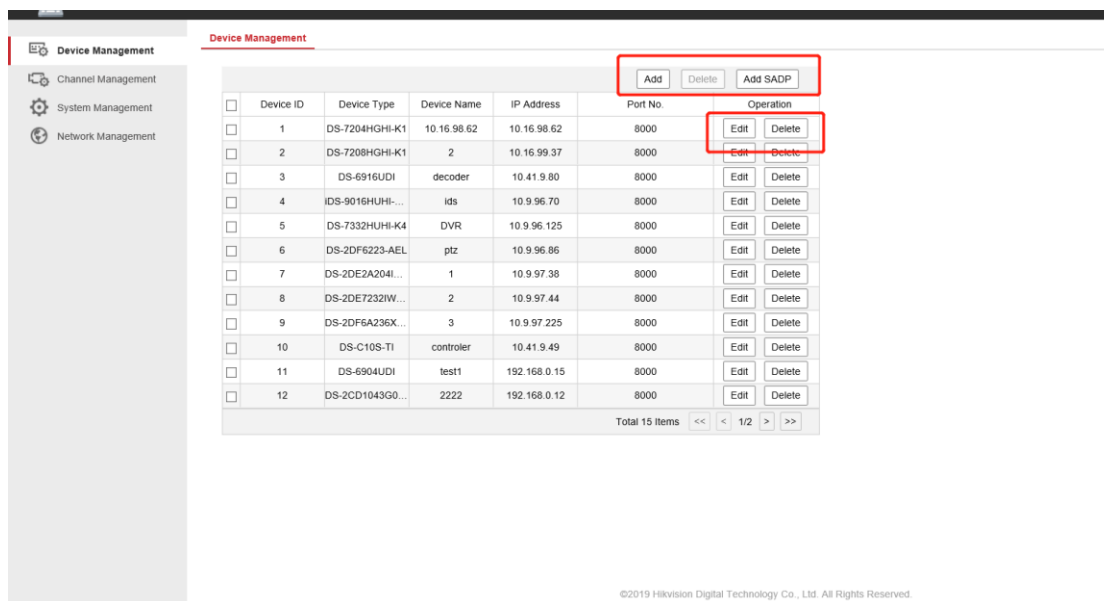


3. 【Add web client】

Support logging in the web client with https mode (the keyboard system version needs to be V1.05)



Support device management, add, and modification.



Support channel management, stream type modification, transmission protocol and channel import and export configuration.

Keyboard Configuration

Device Management
Channel Management
Input Channel
Camera Group
System Management
Network Management

Input List

Import Export

Chann...	Channel Name	Channe...	Device Type	IP Address	Port No.	Stream Type	Transmission Pr...	Operation
1	Camera 01	1	DS-7204HGHI-K1	10.16.98.62	8000	Main Stream	TCP	Edit
2	Camera 02	2	DS-7204HGHI-K1	10.16.98.62	8000	Main Stream	TCP	Edit
3	Camera 03	3	DS-7204HGHI-K1	10.16.98.62	8000	Main Stream	TCP	Edit
4	Camera 04	4	DS-7204HGHI-K1	10.16.98.62	8000	Main Stream	TCP	Edit
5	IPCamera 02	33	DS-7204HGHI-K1	10.16.98.62	8000	Main Stream	TCP	Edit
6	Camera 01	1	DS-7204HGHI-K1	10.16.98.62	8000	Main Stream	TCP	Edit
7	Camera 02	2	DS-7204HGHI-K1	10.16.98.62	8000	Main Stream	TCP	Edit
8	Camera 03	3	DS-7204HGHI-K1	10.16.98.62	8000	Main Stream	TCP	Edit
9	Camera 04	4	DS-7204HGHI-K1	10.16.98.62	8000	Main Stream	TCP	Edit
10	Camera 05	5	DS-7208HGHI-K1	10.16.99.37	8000	Main Stream	TCP	Edit
11	Camera 06	6	DS-7208HGHI-K1	10.16.99.37	8000	Main Stream	TCP	Edit
12	Camera 07	7	DS-7208HGHI-K1	10.16.99.37	8000	Main Stream	TCP	Edit

Total 81 Items << < 1/7 > >>

©2019 Hikvision Digital Technology Co., Ltd. All Rights Reserved.

Edit Input Channel

Input Channel ID: 1
Channel Name: Camera 01
Stream Type: Main Stream
Transmission Protocol: TCP

OK Cancel

Support user management, user add, device configuration and password modification.

Device Management
Channel Management
System Management
Version
User Management
System Maintenance
Security Settings
Network Management

ID	User Name	User Type
1	admin	Administrator
2	ycr	Operator

Edit User

User Name: ycr
Admin Password:
Password:
Confirm Password:
8 to 16 characters allowed, including at least 2 of the following types: upper-case letters, lower-case letters and digits.

Select Associated Device

ID	Device Type	Device Name	IP Address	Port No.
1	DS-7204HGHI-...	10.16.98.62	10.16.98.62	8000
2	DS-7208HGHI-...	2	10.16.99.37	8000
3	DS-6916UDI	decoder	10.41.9.80	8000
4	IDS-9016HUHI-...	ids	10.9.96.70	8000
5	DS-7332HUHI-K4	DVR	10.9.96.125	8000
6	DS-2DF6223-A...	ptz	10.9.96.86	8000
7	DS-2DE2A204I...	1	10.9.97.38	8000
8	DS-2DE7232I...	2	10.9.97.44	8000
9	DS-2DF6A236...	3	10.9.97.225	8000
10	DS-C10S-TI	controller	10.41.9.49	8000

Selected 11 Total 15 Items << < 1/2 > >>

OK Cancel

Support system maintenance, device reboot remotely, device default, configuration file import and export and device update remotely.

Keyboard Configuration

System Maintenance Log

Device Management

Channel Management

System Management

Version

User Management

System Maintenance

Security Settings

Network Management

Restart

Restart

Restart the device.

Restore Defaults

Simply Restore

Simply restore the parameters.

Completely Restore

Completely restore the parameters to default settings.

Export Configuration File

Export

Import Configuration File

Configuration File

Browse

Import

Status

Remote Upgrade

Upgrade File

Browse

Upgrade

Status

Note: The upgrading process will take 1 to 10 minutes, and please do not turn off the device during the process. The device will restart automatically after upgrade.

©2019 Hikvision Digital Technology Co., Ltd. All Rights Reserved.

Performance Optimization

1. **【Support add CVR device connection】** , only support playback of CVR in IP channel mode. Playback of CVR in stream ID mode is not supported.
2. **【Support add more channels with onvif protocol】**

Note

V2.2.0 does not support to upgrade to 3.3.0

Remarks:

- Hikvision reserves the right to change, alter or withdraw the above notification without prior notice.
- Product design and specifications are subject to change without prior notice.
- The Hikvision firmware may contain errors known as errata which may cause the product to deviate from published specifications. Current characterized errata are available on request.
- Hikvision is not liable for any typing or printing errors.

Hikvision Digital Technology CO., Ltd.
No. 555 Qianmo Road, Binjiang District, Hangzhou 310051,
China
Tel: +86-571-8807-5998
FAX: +86-571-8993-5635
Email: overseabusiness@hikvision.com