

2nd generation of DeepinMind NVR V4.22.110

Build200108 Release Notes

(2020-03-13)

Firmware Basic Information	Firmware Version:	V4.22.110build200108
	SDK Version:	V6.1.3.30_build20191217
	Play Library (PlayCtrl.dll)	V7.3.3.61
	Web version	V4.0.1 build191225
	Client version	V3.2.1.102build20200114

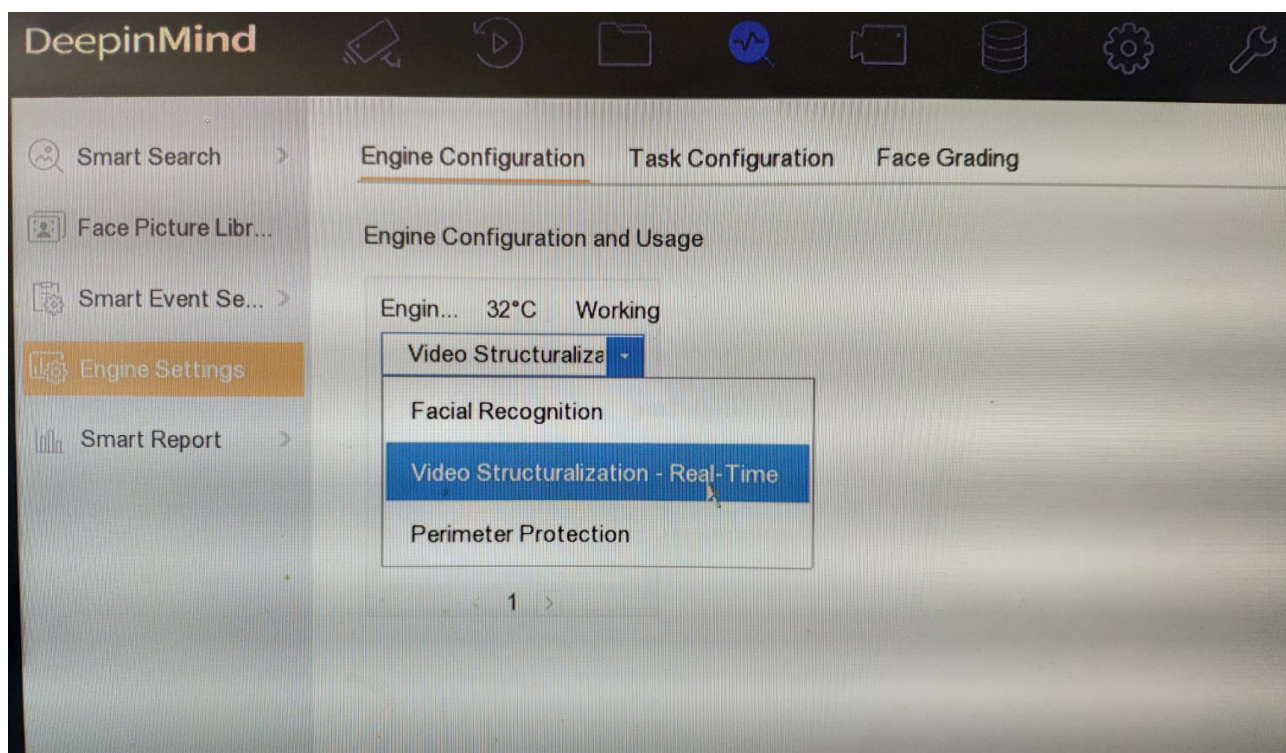
Reason of Upgrade

Add new features and optimize product performance.

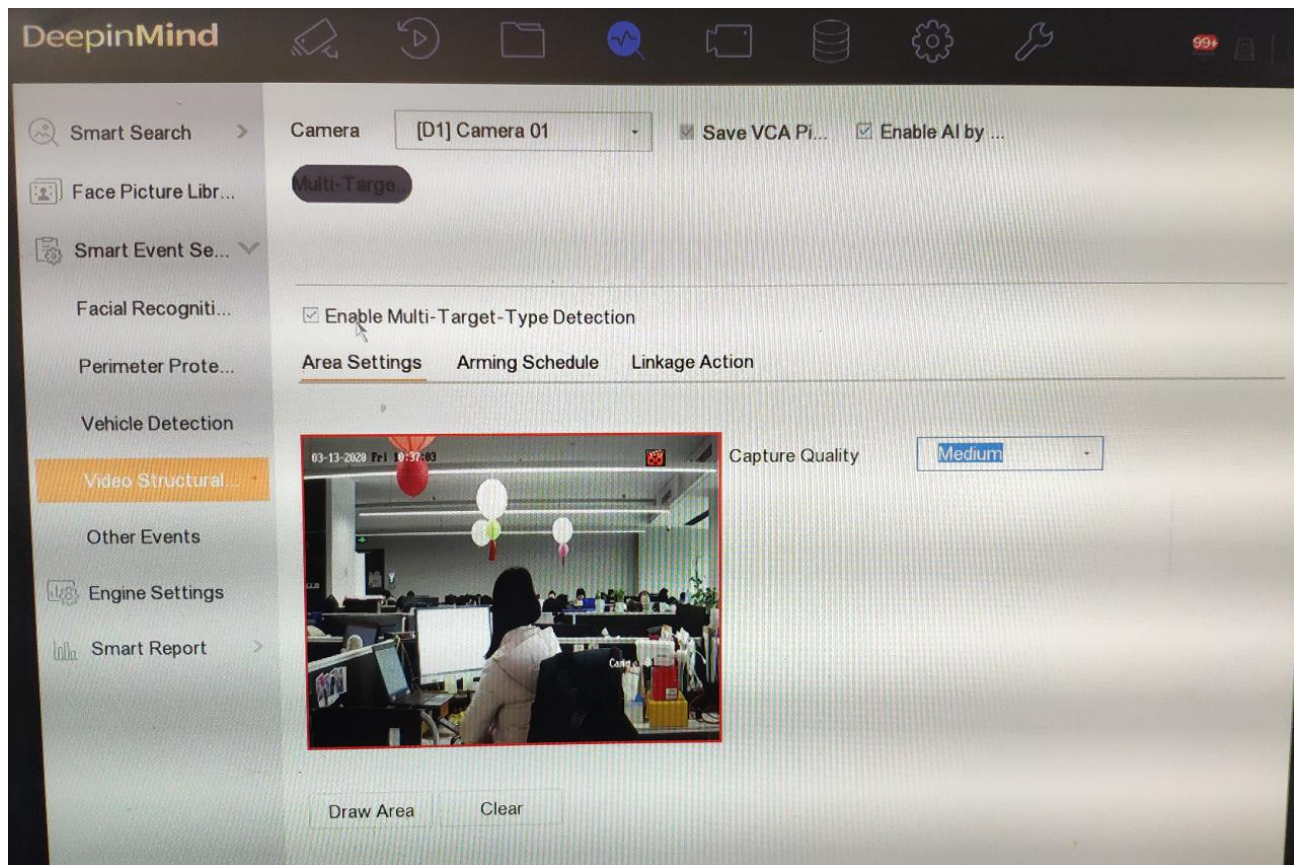
New features

1. New feature - Video Structuralization(Multi-Target-Type Detection).

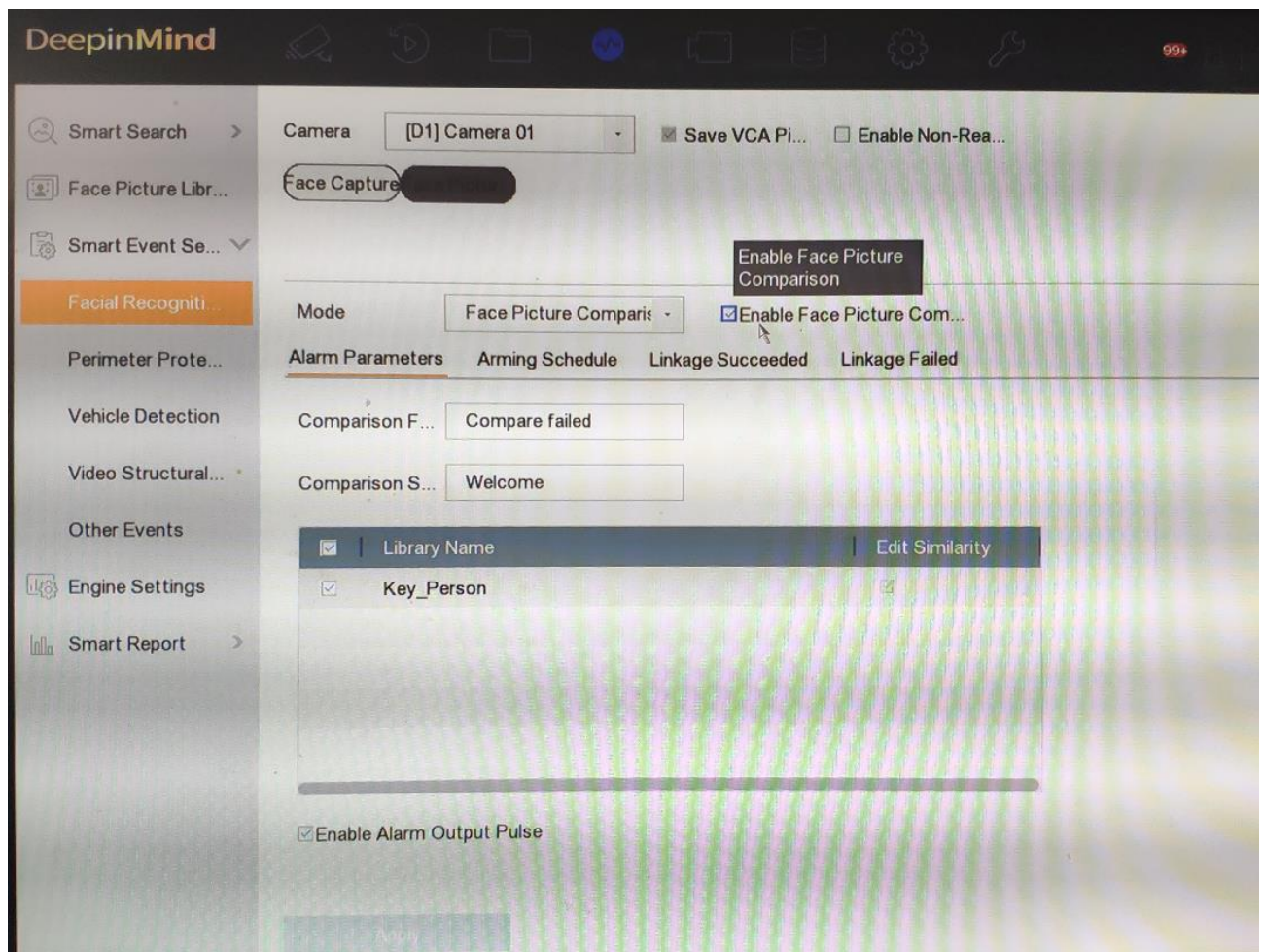
1) [GUI] Configuration: Go to Smart Analysis > Engine Settings > Engine Configuration and switch the engine mode.



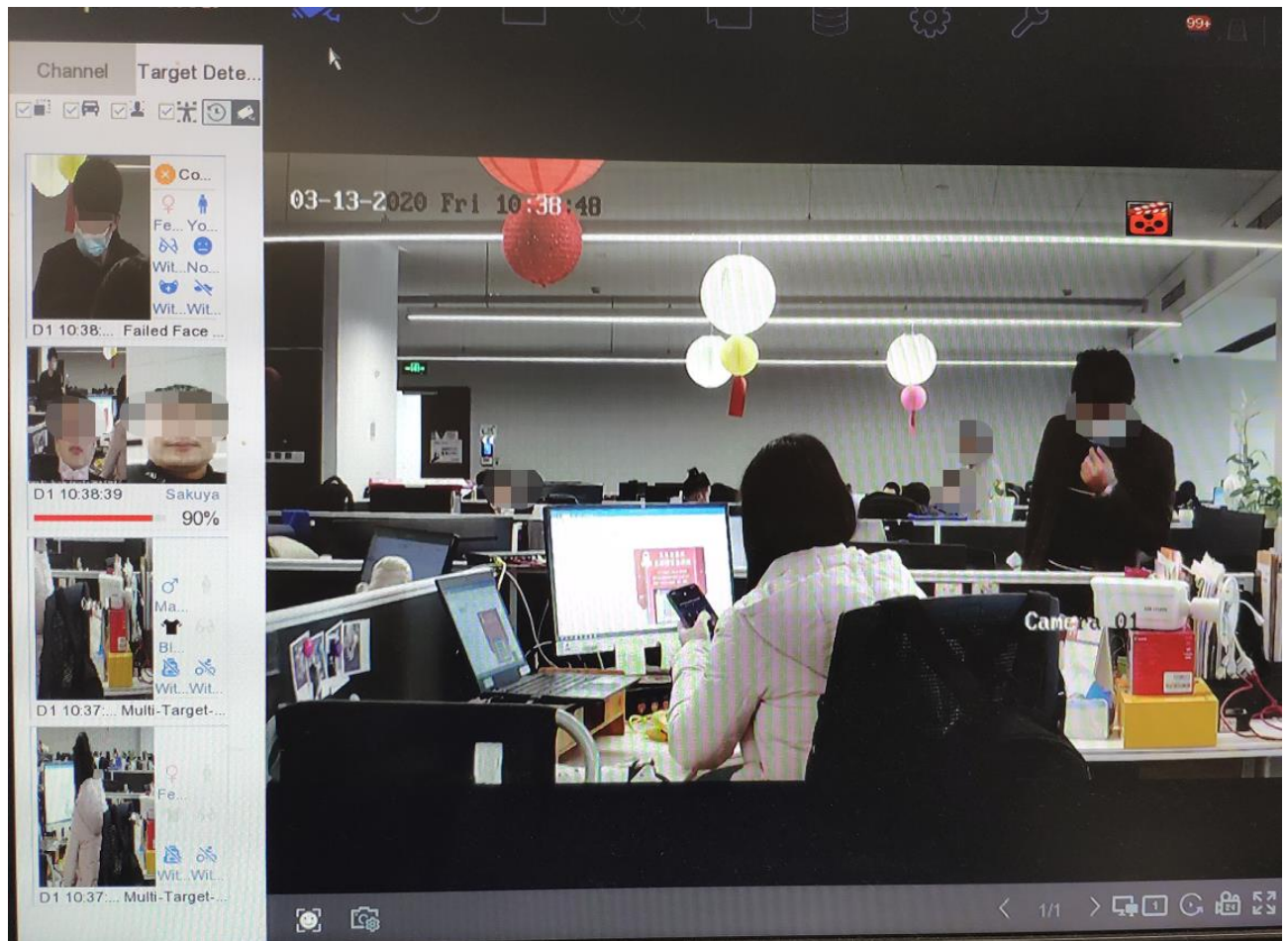
2) Then go to Smart Analysis > Smart Event Settings > Video Structuralization and click the Enable Multi-Target-Type Detection and configure Arming schedule, Linkage action if they are needed.



3) Video Structuralization also support the face comparison at the same time. Go to Smart Event Settings > Facial Recognition > Face Picture Comparison and click Enable Face Picture Comparison with the face Librarys needed.(Face capture settings CANNOT be configured in GUI with Video Structuralization engine on)



4) Then go to the Live View, the Multi-Target-Type Detection information will be displayed at right side Target Detection Area with face comparison result if it is configured.



5) The Multi-Target-Type Detection also supports the vehicle detection's Blacklist and Whitelist function at same time.

6) [WEB] Configuration: Go to Configuration > System > VCA Configuration > Engine Configuration and click Mode > Video Structuralization – Real-Time and Save.

HIKVISION

Live View Playback Picture Application **Configuration**

Engine Configuration Task Configuration Face Grading

Engine Configuration and Usage

No.	Status	Mode	Max. Number of Linked Cha...	Number of Linked Channel
1	Running	Face Recognition Video Structuralization - Real-Time Perimeter Protection	44	0
Linked Channel				

Save

7) Go to Configuration > VCA > Multi-Target-Type Detection and click Enable AI by Device then save.

Local System Network Video/Audio Image Event Storage Vehicle Detection VCA Behavior Analysis Face Capture

Multi-Target-Type Detection

Camera [D1] Camera 01

☐ Enable AI by Device

Human Body Capture Face Picture Library

Multi-Target-Type Detection

Camera [D1] Camera 01 ▼

☒ Enable AI by Device

Area Settings

Arming Schedule

Linkage Method

☐ Rule



Image quality

Medium ▼

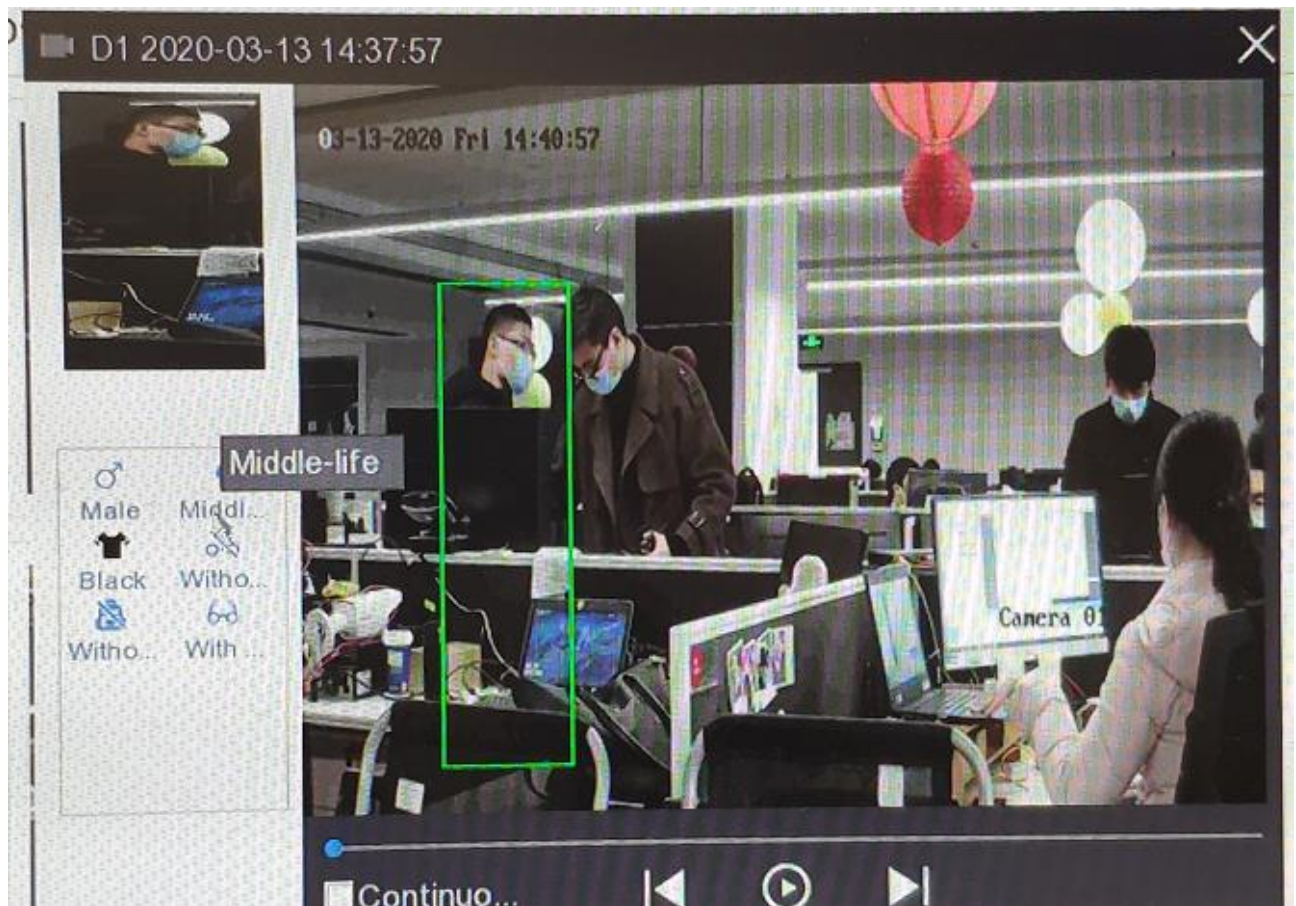
Draw Area

Clear

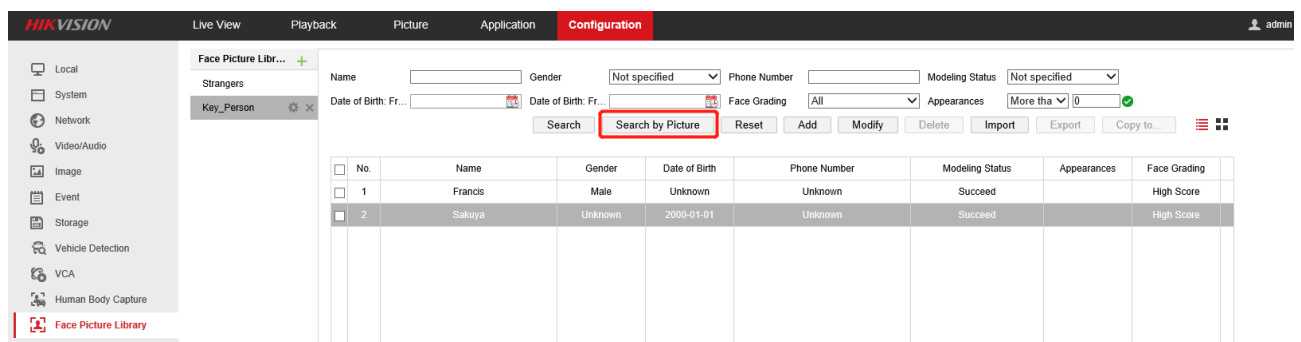
 Save

8) The configuration on the GUI and WEB both effect and only need to be configured once.

2. Video Structuralization shows the gender, age group, clothes color, riding or not, wearing baggage or not, with glasses or not of the human target. It also shows the vehicle Brand, color, type of the vehicle.

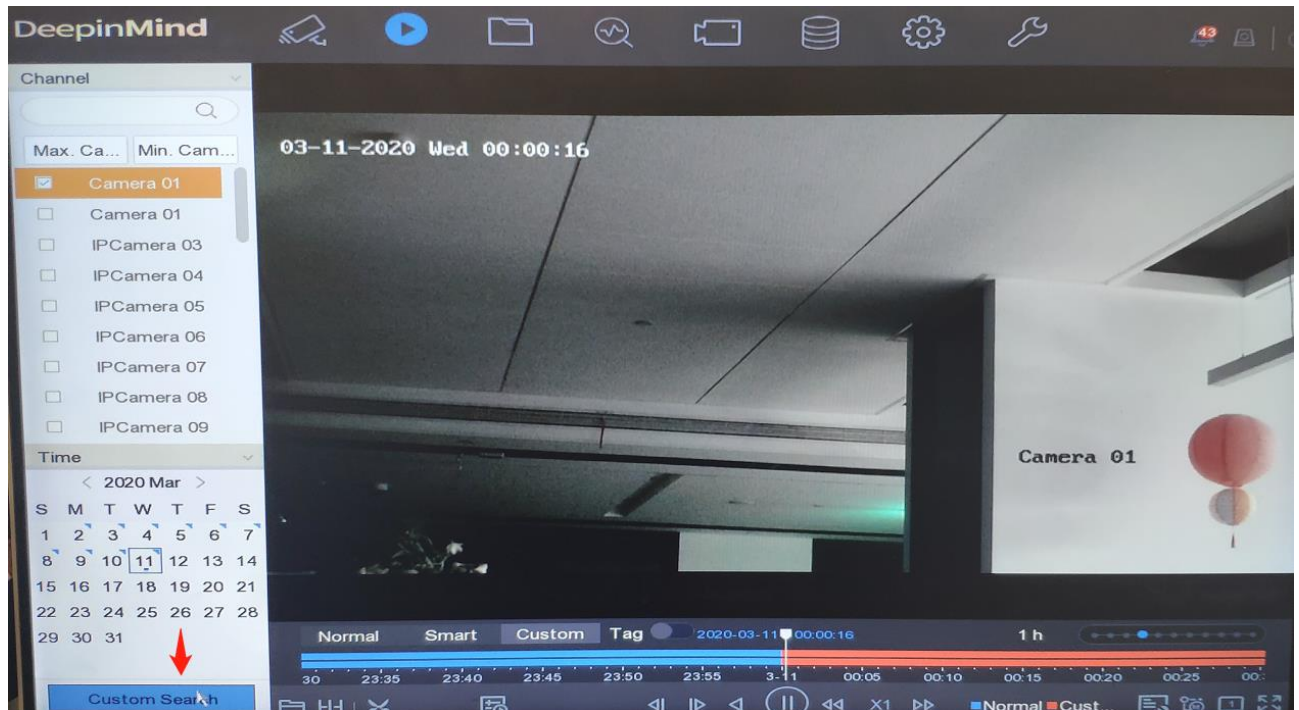


3. New feature – Search by Picture is now added in the Face Picture Library. Some new searching filters added and batch import tool optimized.

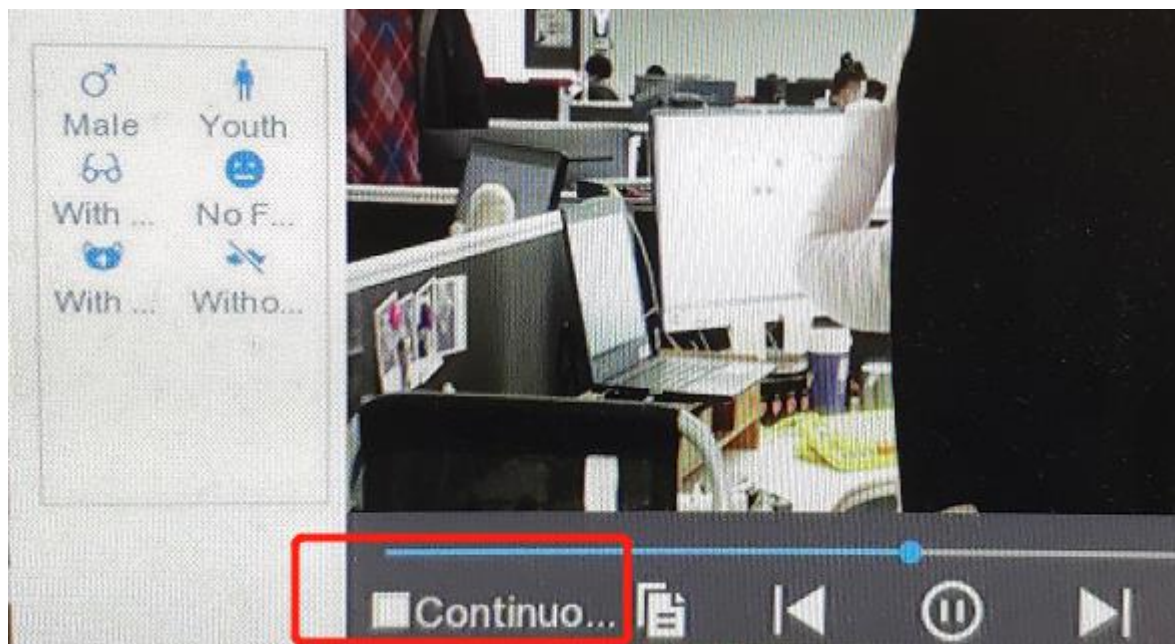


4. Optimize the GUI's typeface.

5. [GUI] Playback interface now add Custom Search.



6. [GUI] Smart analysis playback now support continuous play.



7. [GUI] File Management now add Search by Picture.

8. Now can use the protocol of ISUP (EHOME 5.0) to register with the platform actively. The platform supports the creation, modification, query and deletion of face library to the NVR. Support ISUP platform to distribute channel parameters (IO, PTZ, video parameters, event parameters, etc.) of NVR through ISAPI protocol.

- 1) Support the alarm event upload to the platform.
- 2) Search by Pictures in the face capture library on the platform.

3) 1v1 Picture comparison on the platform.

9. [web] Now Face Capture has new settings:

1) Capture Threshold (default 0) and Image quality.

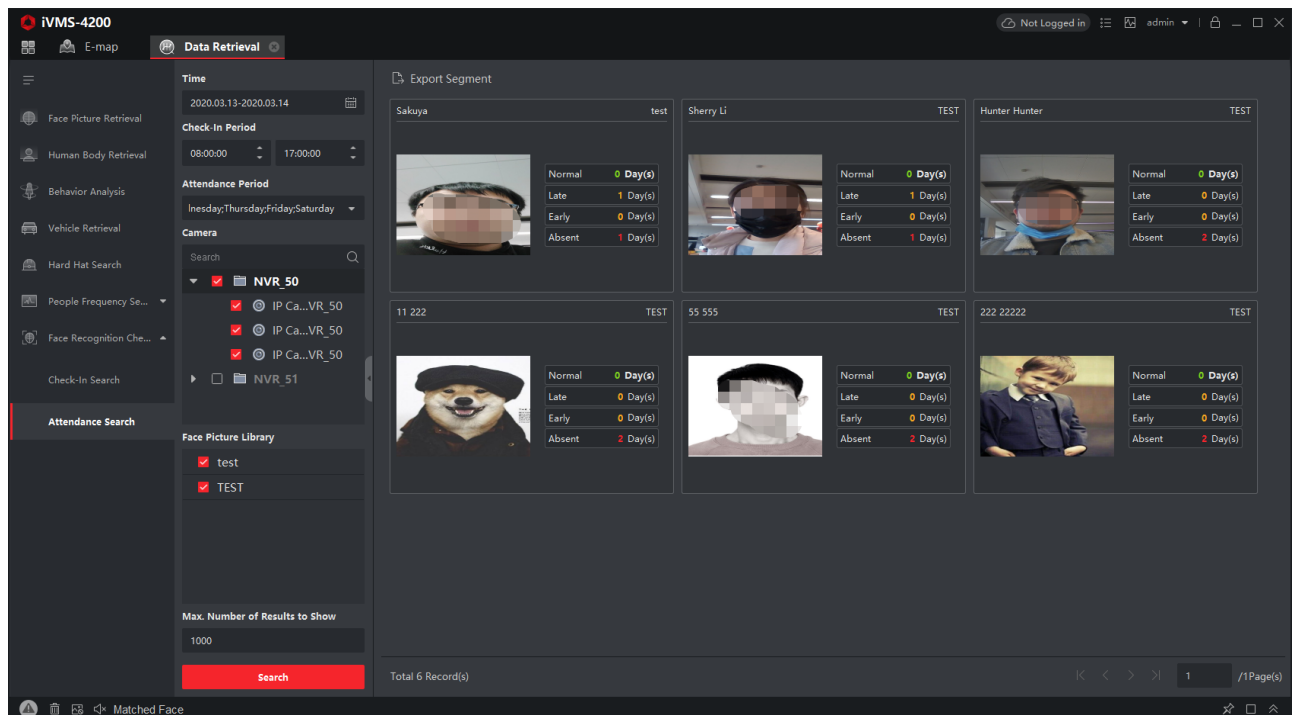
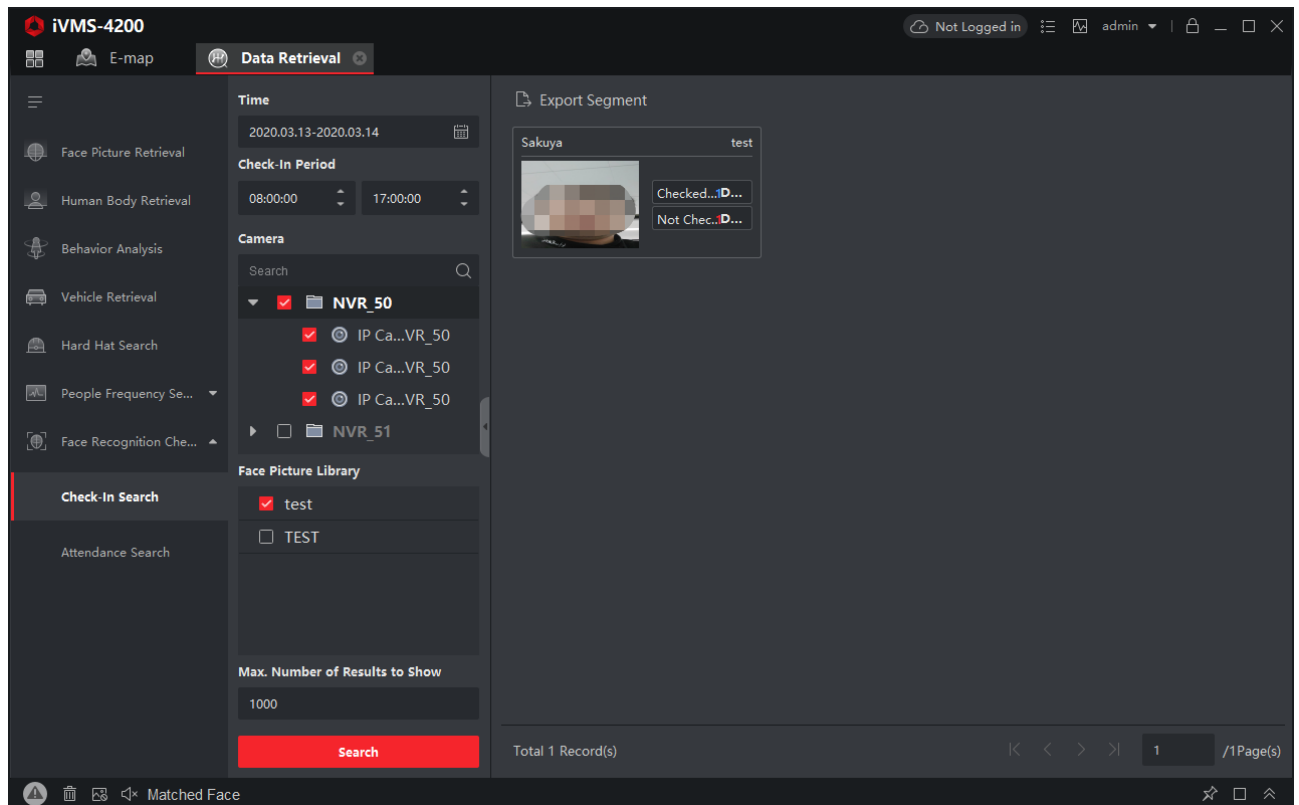
The screenshot shows the Hikvision iVMS-4200 Configuration interface. The top navigation bar includes 'Live View', 'Playback', 'Picture', 'Application', and 'Configuration' (highlighted in red). The left sidebar lists various system settings, with 'Face Capture' selected under 'Behavior Analysis'. The main panel displays the 'Face Capture' configuration for '[D2] Camera 01'. It includes tabs for 'Face Capture', 'Rule', and 'Shield Region'. A checkbox for 'Enable Dynamic Analysis for Face Detection' is present. Below this, there are sections for 'Arming Schedule' and 'Linkage Method'. The 'Arming Schedule' section shows a 24-hour clock for each day of the week (Mon-Sun), with blue bars indicating active capture times. Below the schedule, there are sliders for 'Capture Interval' (set to 25), 'Capture Times' (set to 1), 'Sensitivity' (set to 3), and 'Generation Speed' (set to 3). The 'Capture Threshold' is set to 0, and 'Image quality' is set to 'High'. A red box highlights the 'Capture Threshold' and 'Image quality' settings. At the bottom, there is a red 'Save' button.

2) The face capture background pictures will be scaled into 1080p and save.

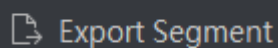
10. New feature – Client Face Recognition Check-in: Check-in Search, Attendance Search.

1) Attendance Search requires iVMS-4200 version above 3.2.0.104.

2) Configuration: Go to Data Retrieval > Face Recognition Check-in. The effect is as follows



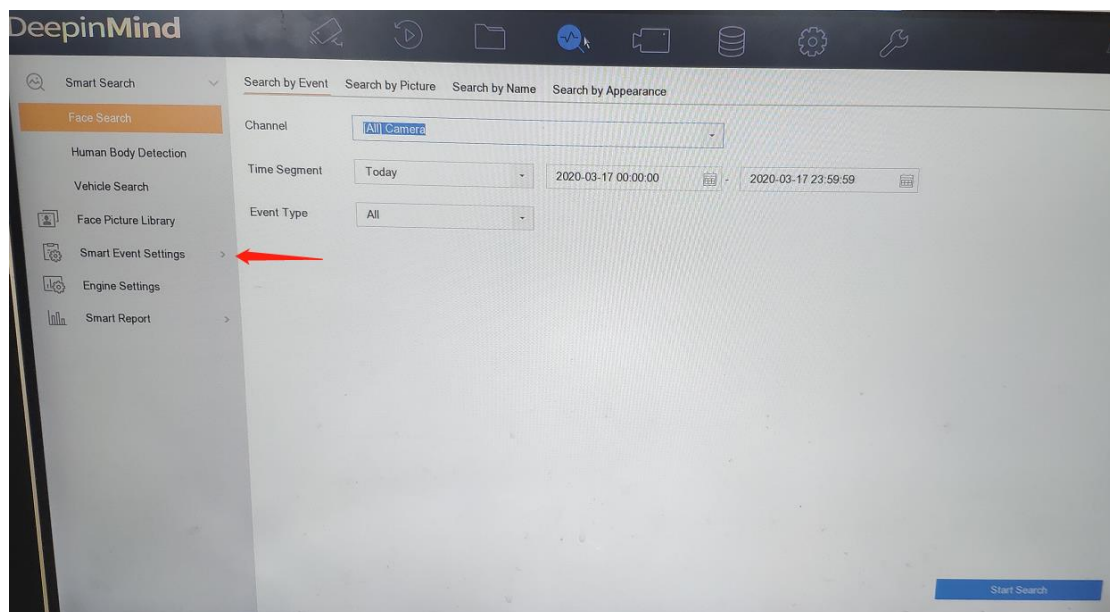
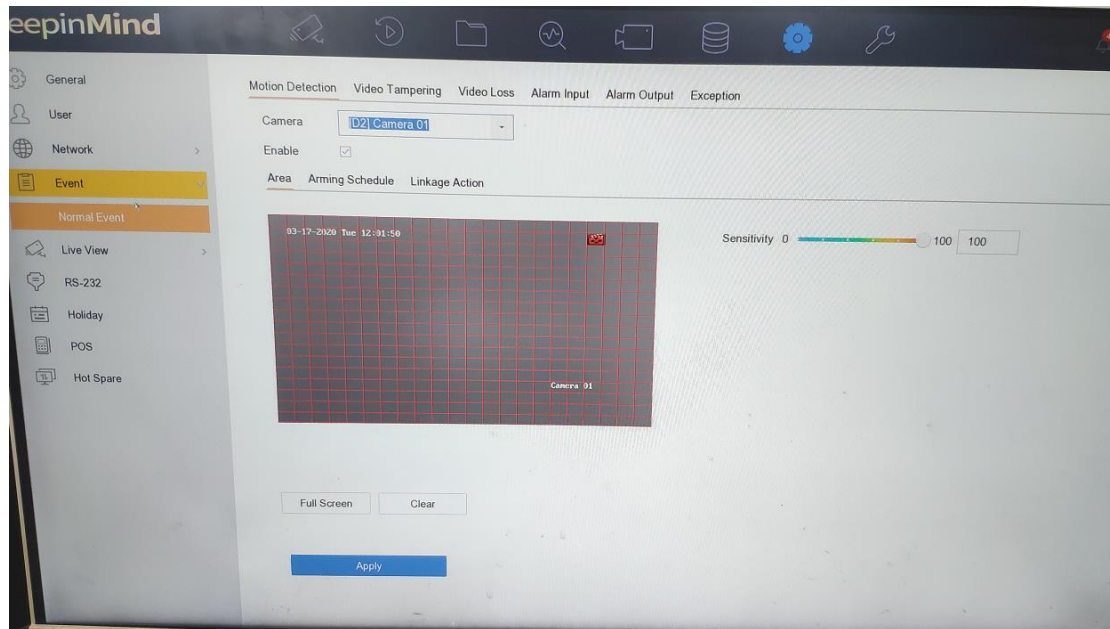
3) Click Export Segment



to export the report in excel

formation.

11. [GUI] The GUI changes – The Smart Events settings were placed at System > Event > Smart Event. Now every Smart Events' connecting settings and functions are placed at Smart Analysis.



Related product list:

2 nd generation of DeepinMind NVR	iDS-9600NXI-I8/X(B)
	iDS-9600NXI-I16/X(B)
	iDS-9600NXI-I8/8F(B)
	iDS-9600NXI-I16/8F(B)
	iDS-9600NXI-I8/16S(B)
	iDS-9600NXI-I16/16S(B)
	iDS-7700NXI-I4/16S(B)
	iDS-7700NXI-I4/16P/16S(B)
	iDS-7700NXI-I4/X(B)
	iDS-7700NXI-I4/16P/X(B)
	iDS-6716NXI-I/16S(B)
	iDS-6708NXI-I/8F(B)

Customer Impact and Recommended Action

This new firmware upgrade is to improve product performance, and will take effect automatically after upgrading from previous versions. We'd like to inform you the above changes. Also, we are sorry for any possible inconvenience of use-habit changes caused by this action.

For questions or concerns, please contact our local technical support team.

Note:

- Hikvision has all rights to alter, modify and cancel this notice.
- Hikvision doesn't give any guarantee for old models' stock.
- Hikvision is not liable for any typing or printing errors.
- For special model's change details, please contact our local technical support team.

Hikvision Digital Technology CO., Ltd.
No. 555 Qianmo Road, Binjiang District, Hangzhou 310052,
China
Tel: +86-571-8807-5998
FAX: +86-571-8993-5635
Email: support@hikvision.com