

Network Video Recorder

Version: V4.30.005 build 200628

Release Note

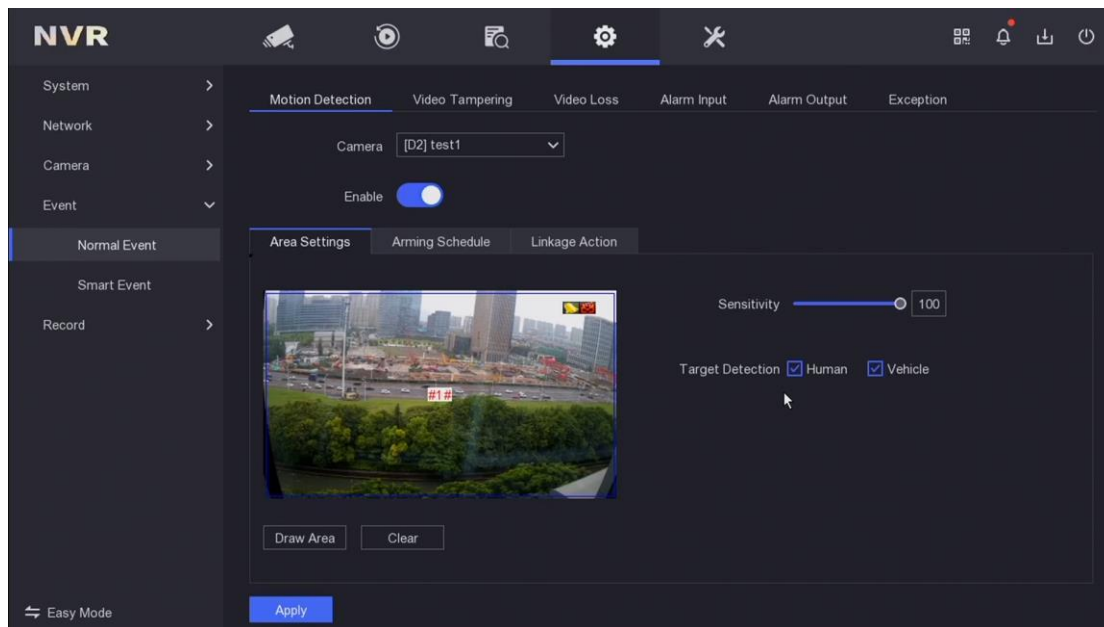
Firmware Basic Information	Firmware Version:	4.30.005build200628
	SDK Version:	V6.1.4.20_build20200320
	Play Library:	V7.3.7.39
	Web component:	V4.0.1 build200507
	OpenSDK Version:	V2.5.0

Reason of Upgrade

Add new features and optimize product performance.

New features

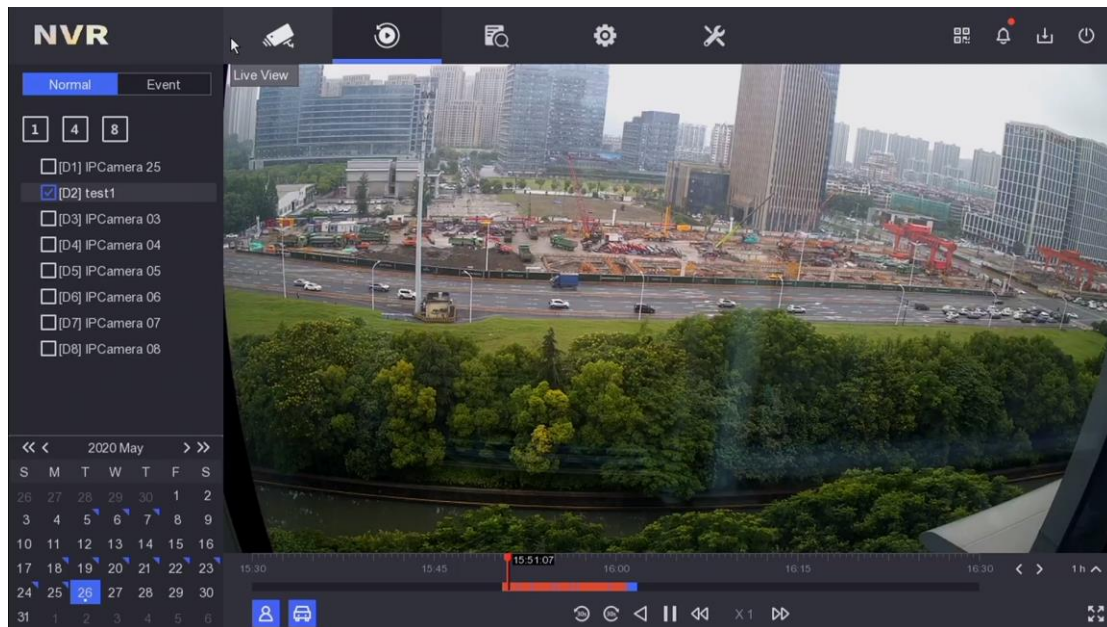
1. 【Support adding motion detection 2.0 IPC】



1) Support IPC with motion detection 2.0 function, the specific model of IPC is DS-2CD20 (23 / 2T / 26) 2 (4/8) 6G2-I / SL, such as: DS-2CD2026G2-I / SL. The firmware version of IPC is required to be V5.5.130 and later.

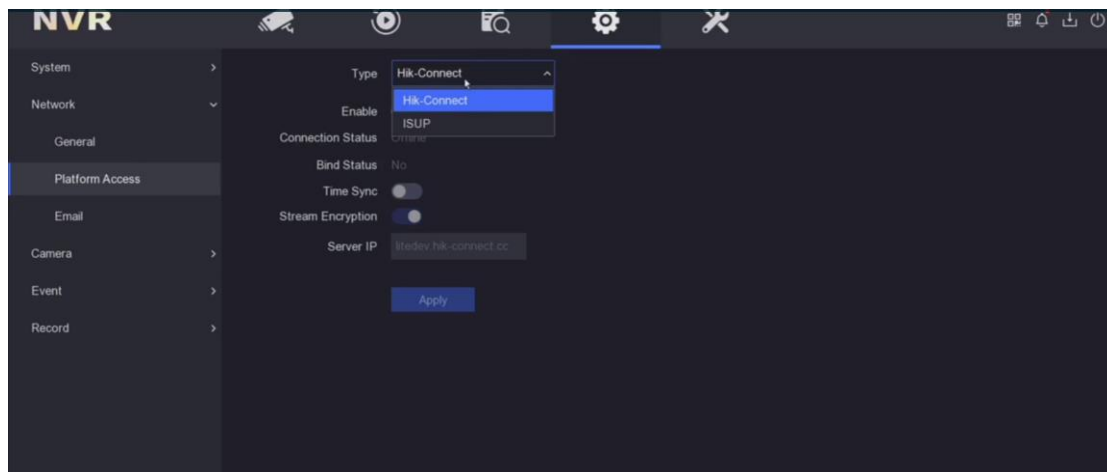
2) Support the local GUI, IE and 4200 to configure the target filtering of human body and vehicle.

The smart playback interface for local playback and the remote ordinary playback interface add the option of human body-vehicle filtering. After checking, the human body-vehicle video information will be marked in red on the progress bar.



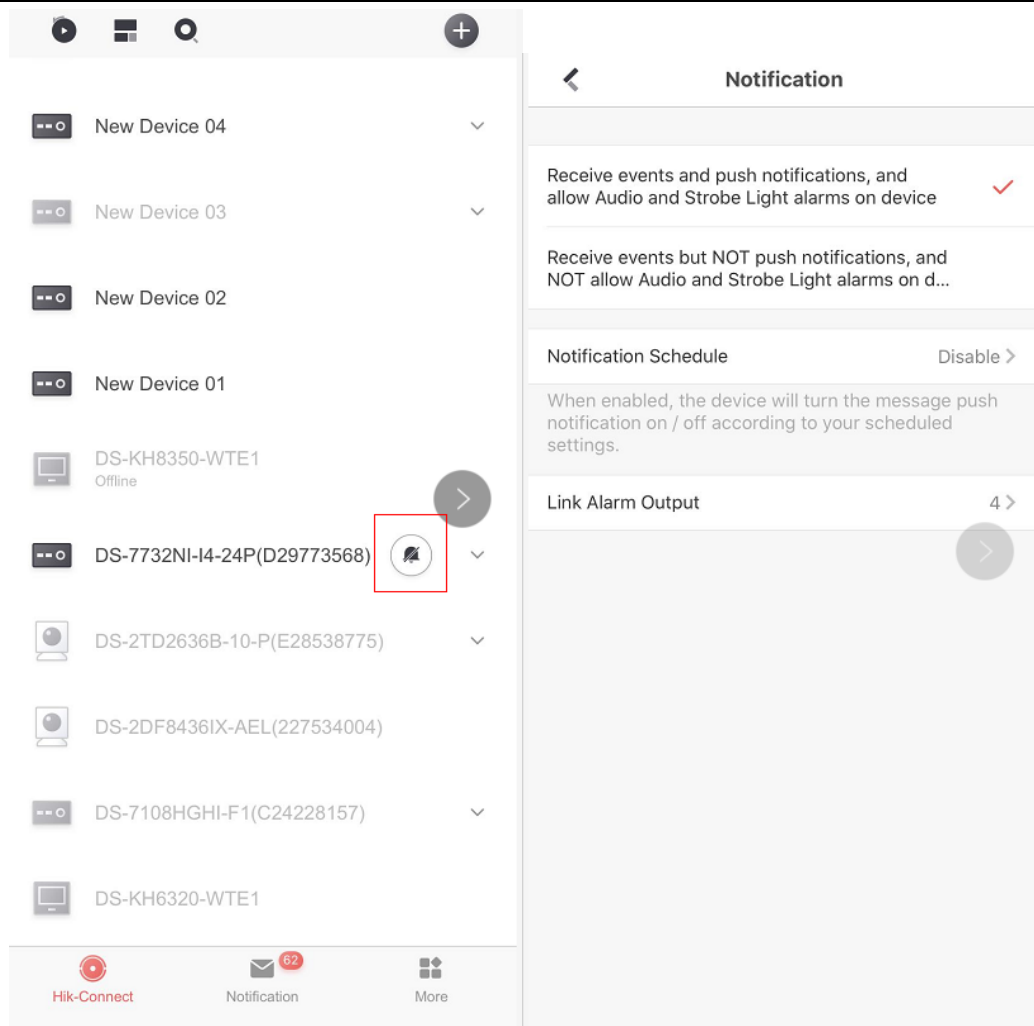
2. 【Support access in ISUP 5.0 protocol】

- 1) Overseas product support adding ISUP 5.0.
- 2) Support the configuration of preview, playback, two-way audio and FTP upgrade.



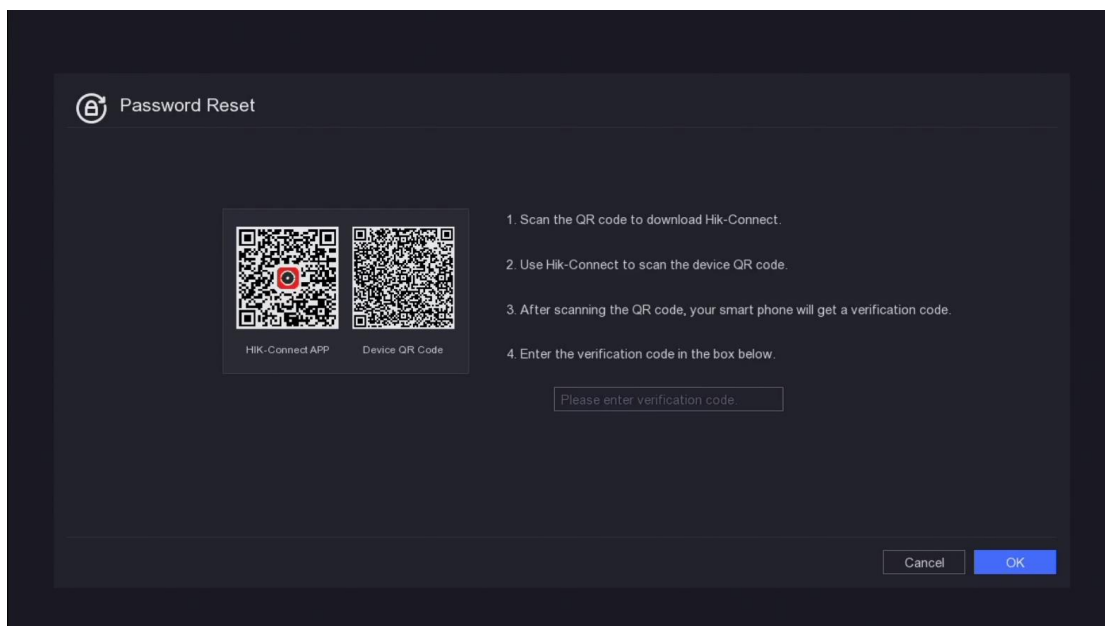
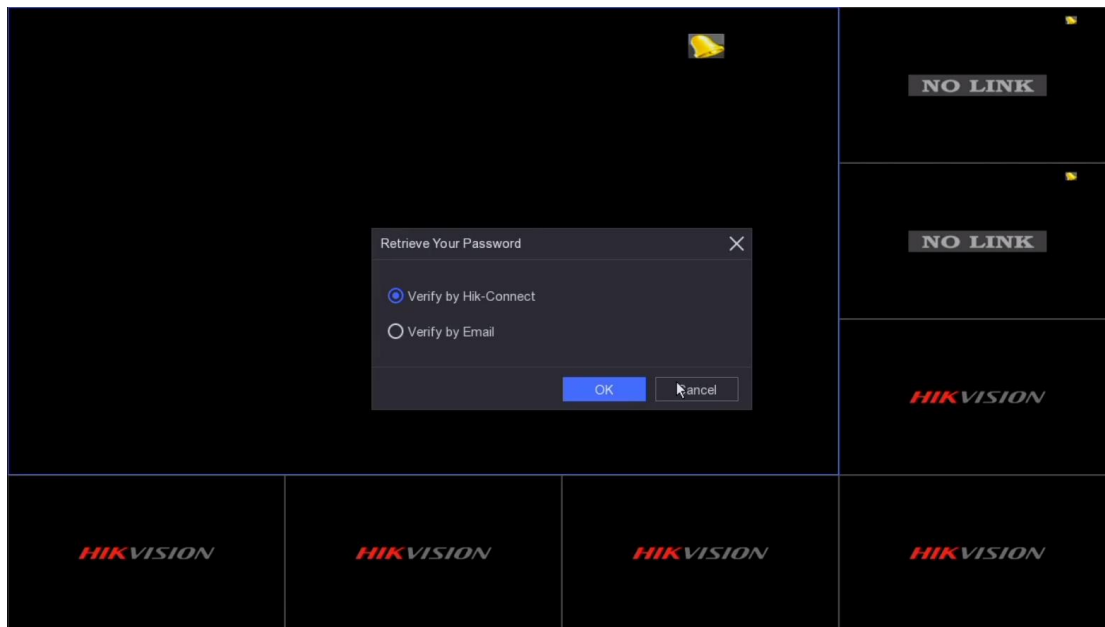
3. 【Support Hik-Connect to enable One-Key Do Not Disturb function】

- 1) After Hik-Connect enables the One-Key Do Not Disturb function, all event linkage action will be cancelled.



4. 【Support Hik-Connect / GuardingVision to scan NVR QR code to recover password】

1) Support local HC / GV scanning QR code and mailbox to recover password, Local GUI delete the recovery way of GUID and security issues; WEB still retain GUID, security issues and mailbox to recover password.



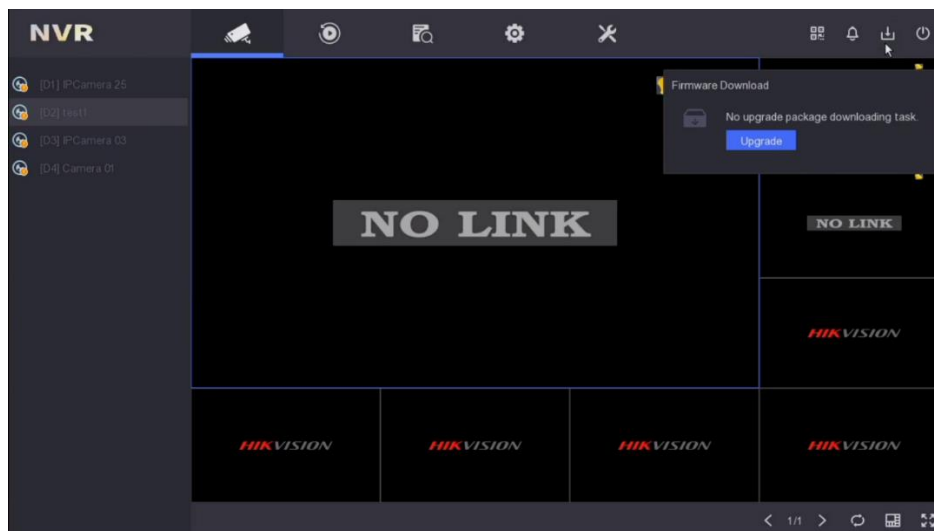
2) Only the NVR that has been bound to the HC / GV will display the option to scan the code to recover the password.

3) Only the NVR-bound HC / GV client account can successfully recover the password.

4) Require HC/ GV v4.3.0 and later.

5. 【Support GUI local online upgrade by Hik-Connect】

1) Support IE, GUI local Hik-Connect online upgrade.



2) Support HC remote upgrade



3) Remote upgrade will be pushed to the main menu interface, there will be a red dot prompt in the upper-right corner of the main interface

6. 【Support event recording search in Hik-Connect client】

Support event recording search in Hik-Connect, continuous recording progress bar with light orange and event recording progress bar with deep orange.

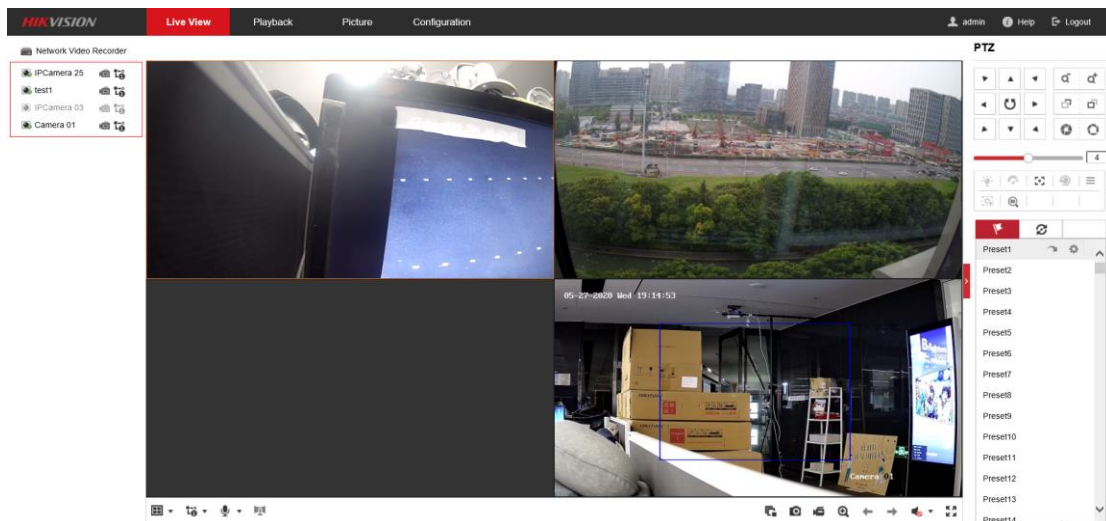
7. 【Support two-way audio function with Hik-Connect】

Hik-Connct client can talk directly with certain channel IPC of NVR.

8. 【Add Right-Click menu】

- 1) Right-Click menu can be called in both locked and unlocked status.
- 2) In locked status, you need to unlock first and then perform the operation. In unlocked status, you can directly perform the operation

9. 【Add online and offline status display of IPC in Web】



IPC status of online or offline could be show in NVR web.

10. 【Optimization of PoE exception information display】

- 1) When switch connect to NVR PoE port, no short-circuit or error information will display.

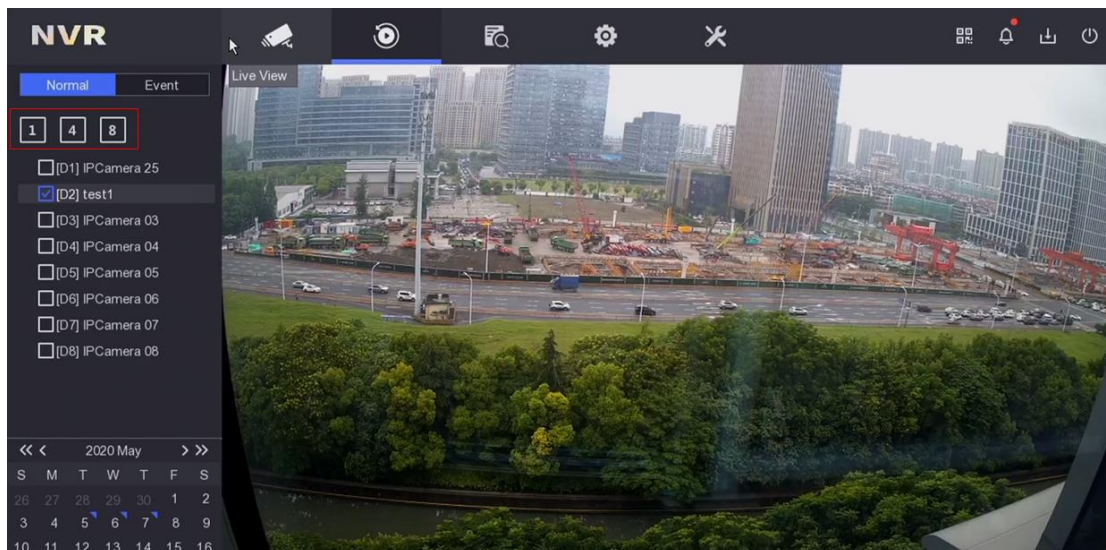
2) Cameras that link with Switch which connect to NVR PoE port, could also connect to NVR through this switch.

11. 【Adjustment of access mechanism of main stream and sub-stream in Hikvision protocol】

When main stream can't access in successful, NVR won't access in sub-stream as main stream.

12. 【Local playback】

1) Support playback according to the selected group form



2) Product model which has 16 channels support playback 16 channels simultaneously

13. 【Authority management】

Remote users who are not administrator can't export blacklist and whitelist of vehicle.

14. 【Optimization of storage】

1) Cancel Capture Quota mode

2) Product model which has 4 channels don't support format the HDD which are not NTFS to NTFS.

15. 【Password of IPC activation equal to NVR password by default】

When NVR is activated for the first time, IPC activation password and NVR password are equal by default. You need to enter a separate IPC activation password if disable this function.

16. 【NVR disable Smart VCA by default】

- 1) Separate the function of smart VCA between NVR and IPC
- 2) NVR disable Smart VCA by default
- 3) This function won't change the smart VCA configuration of IPC

Modified functions

1. 【Optimization of operation】

- 1) Optimization of overall UI effect
- 2) Optimization of playback: event playback rate up to 8 times, normal playback rate up to 16 times.

2. 【Optimization of search performance】

Optimize the search mechanism and shorten the search time. Improve the efficiency of search video, smart search, event video, pictures, IOT and logs.

Fixed issues

1. 【Fix the issue that GUI interface exception】

- 1) Display exception of GUI, character string error and multi-languages error
- 2) Improve operation fluency of GUI

2. 【Fix the known defects】

Related product list

HiLook series NVR	NVR-100(M)H-D
-------------------	---------------

Customer Impact and Recommended Action

This new firmware upgrade is to improve product performance, and will take effect automatically after upgrading from previous versions. We'd like to inform you the above changes. Also, we are sorry for any possible inconvenience of use-habit changes caused by this action.

Note:

- Hikvision has all rights to alter, modify and cancel this notice.
- Hikvision doesn't give any guarantee for old models' stock.
- Hikvision is not liable for any typing or printing errors.
- For special model's change details, please contact our local technical support team.