


2024

PRODUCT CATALOG

Parking Management



Parking Management



04

Vehicle Access Control Management

18

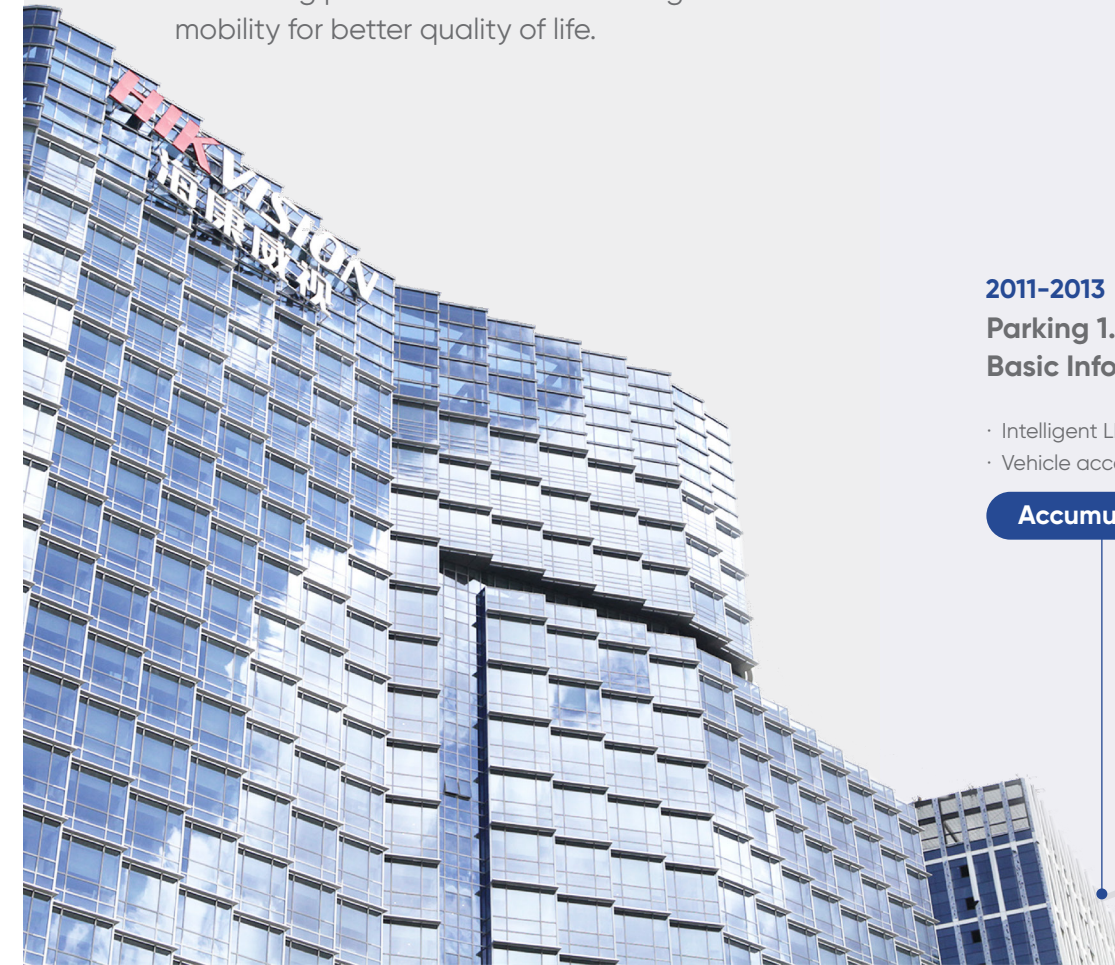
Parking Guidance

26

On-Street Parking

Parking Management

Hikvision specializes in advanced parking solutions that elevate user experiences through cutting-edge video technology. Our solutions optimize vehicle access control, parking guidance, and on-street parking scenarios, enhancing performance and enabling smarter mobility for better quality of life.



Vehicle Access Control Management

- License plate-based vehicle access control management
- Card-based vehicle access control management
- Fee Management

Parking Guidance

- License plate-based parking guidance and location tracking
- Parking guidance

On-Street Parking

- Video-based
- Sensor-based

2011-2013 Parking 1.0: Basic Informatization

- Intelligent LPR Technology
- Vehicle access control management

Accumulation

2014-2018 Parking 2.0: Platform Networking

- Millimeter Wave Technology
- Direct Current Brushless Planetary Gear
- 4G and Internet Applications
- Parking Guidance and Vehicle Search System

Transformation

2019- Parking 3.0: Intelligent Digitization

- Cloud Collaboration
- Intelligent Digitization
- Roadside Parking Intelligence

Innovation

Certificate Highlights



2022 Top 10 Entrance and Exit Control Brands Honored at the China IoT Industry Conference



2021 Top 10 Entrance and Exit Control Brands Honored at the China IoT Industry Conference



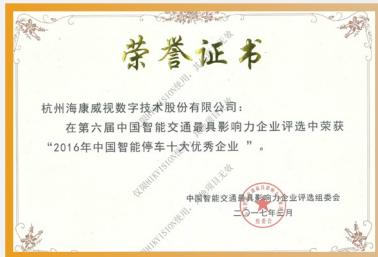
2020 a&s Top 10 Security Products - All-In-One Entrance & Exit Manager



2019 Top 10 Entrance and Exit Control Brands Honored at the China IoT Industry Conference



2017 a&s Top 10 Security Brands in China - Parking System



2016 Top 10 Outstanding Enterprises in China's Smart Parking Industry



2016 a&s Top 10 Security Products - ANPR-enabled Access and Billing Solution



2015 a&s Top 10 Intelligent Security Solutions - Parking Solution



2014 Top 10 Parking Management System Brands in China's Smart Building Industry

Parking Management

Vehicle Access Control Management

Enhance security, minimize intervention, and optimize flow

Hikvision's vehicle access control management solution offers a seamless integration of license plate recognition, intelligent barrier control, and radar sensor technology. This holistic approach ensures heightened security, minimal human intervention, and efficient traffic management.



ANPR Camera

Efficiently controls vehicle entry and exit for enhanced security and smooth traffic flow

- Efficient license plate recognition algorithm with video-triggered management, ensuring high recognition efficiency
- Advanced wide-angle and multi-frame detection algorithms enhance license plate capture and recognition rates



Barrier Gate

Safe, efficient operation with flexible installation and minimal maintenance

- Brushless DC motor for smooth, quiet, and precise gate control
- Various designs and components to meet diverse requirements, ensuring easy maintenance



All-in-One Entrance & Exit Manager

Integrates various systems for swift passage

- Integrates ANPR camera, barrier gate, supplemental lighting, anti-fall radar, LCD display, and emergency button, voice prompts, etc.
- Supports anti-tailgating mode to prevent unauthorized access using video and radar/loop detection



Radar

Provides an extra layer of safety with effortless setup

- Accurate and stable detection, highly resistant to interference and environmental conditions such as light, rain, and snow
- Compact size facilitates straightforward installation and maintenance





The Parking Management System





The software connects to smart traffic devices like ANPR cameras and card readers to store, forward, search, analyze, and provide live views of vehicle information. It also handles parking fee payments at entrances and exits through integration with card readers, ticket stations, barrier gates, and other devices. The platform allows users to search and calculate all parking fee details efficiently.





*The Parking Management System is compatible with the **DS-TPE104** and **DS-TPE304-S** models.

(Supports license plate/UHF/card input, including permanent/temporary/prepaid cards)






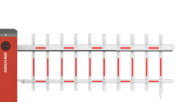






ANPR Camera			
Tag	Value Series	Pro Series	Ultra Series
Model	DS-TC6406-E	DS-TC6405-E/H	DS-TMC403-EL
Image	 HOT		 NEW
Image Sensor	1/1.8" Progressive Scan CMOS	1/1.8" Progressive Scan CMOS	1/1.8" Progressive Scan GMOS (Global shutter CMOS)
Min. Illumination	Color: 0.0005 Lux @ (F1.2, AGC ON) B/W: 0.0001 Lux @ (F1.2, AGC ON) 0 Lux with IR	Color: 0.0005 Lux @ (F1.47, AGC ON) B/W: 0.0001 Lux @ (F1.47, AGC ON) 0 Lux with IR	Color: 0.0005 Lux @ (F1.2, AGC ON) B/W: 0.0001 Lux @ (F1.2, AGC ON) 0 Lux with IR
Shutter Speed	1/30 s to 1/100,000 s	1/30 s to 1/100,000 s	1/30 s to 1/100,000 s
Lens	2.8 to 12 mm 8 to 32 mm	2.8 to 12 mm	4 mm
Day/Night Switch	Supported	Supported	Supported
Video Compression	H.265 and H.264 encoding	H.265 and H.264 encoding	H.265 encoding
Video Bit Rate	32 Kbps to 16 Mbps	32 Kbps to 16 Mbps	32 Kbps to 16 Mbps
Max. Resolution	2688 × 1520	2688 × 1520	2688 × 1520
Frame Rate	25 fps (P)/30 fps (N)	25 fps (P)/30 fps (N)	50 fps (P)/60 fps (N)
Image Setting	Saturation, brightness, contrast, white balance, gain and 3D DNR are adjustable via software	Saturation, brightness, contrast, white balance, gain and 3D DNR are adjustable via software	Saturation, brightness, contrast, white balance, gain and 3D DNR are adjustable via software
Picture Format	JPEG with configurable quality	JPEG with configurable quality	JPEG with configurable quality
Smart Recognition	ANPR, vehicle type/color/brand recognition	ANPR, vehicle type/color/brand recognition	ANPR, vehicle type/color/brand recognition
Protocols	TCP/IP, HTTP, HTTPS, DHCP, DNS, DDNS, RTP, RTSP, NTP, FTP Upload Pictures	TCP/IP, HTTP, HTTPS, DHCP, DNS, DDNS, RTP, RTSP, NTP, FTP Upload Pictures	TCP/IP, HTTP, HTTPS, DHCP, DNS, DDNS, RTP, RTSP, NTP, FTP Upload Pictures
Security	User authentication, heartbeat, NTP	User authentication, heartbeat, NTP	User authentication, heartbeat, NTP
Communication	1 RJ45 10 M/100 M Ethernet port	1 RJ45 10 M/100 M Ethernet port	1 RJ45 10 M/100 M Ethernet port
Built-in LED light	2 built-in LED lights (White/IR switched)	2 built-in LED lights (White/IR switched)	9 built-in LED lights(850nm IR)
Audio	1 input (line in), 1 output (line out)	1 input (line in), 1 output (line out)	NA
Memory Card Slot	Support TF Card slot	Support TF Card slot	Support TF Card slot
Operation System	Linux	Linux	Linux
Operating Temperature	-20 °C to 70 °C (- 4 °F to 158 °F)	-25 °C to 70 °C (- 13 °F to 158 °F)	-30 °C to 65 °C (-22 °F to 149 °F)
Operating Humidity	95% (without condensation)	95% (without condensation)	95% (without condensation)
Power Supply	12 to 24 VDC/PoE	220VAC 12VDC/PoE	220VAC 12-24VDC
Power Consumption	Max. 10 W	Max. 10 W	Max. 40 W



Entrance & Exit Radar				
Tag	Value Series	Value Series	Pro Series	Pro Series
Model	DS-TM6035 (Trigger Radar)	DS-TM6035 (Anti-fall Radar)	DS-TM6034 (Trigger Radar)	DS-TM6034 (Anti-fall Radar)
Image	 HOT	 HOT		
Transmitting Frequency	79/60 GHz	79/60 GHz	79/60 GHz	79/60 GHz
Transmitting Power	≤10 mW	≤10 mW	≤10 mW	≤10 mW
Beam Width	Vertical: -5° to +15°, Horizontal: -60° to +60°	Vertical: -5° to +15°, Horizontal: -60° to +60°	Vertical: -5° to +15°, Horizontal: -60° to +60°	Vertical: -5° to +15°, Horizontal: -60° to +60°
Response Time	50 ms	50 ms	50 ms	50 ms
Trigger Distance	0.1 to 6 m (adjustable)	0.1 to 6 m (adjustable)	0.3 to 6 m (adjustable)	0.3 to 6 m (adjustable)
Detection Area	Horizontal width: 0 to 2 m (adjustable)	Horizontal width: 0 to 2 m (adjustable)	Horizontal width: 0 to 2 m (adjustable)	Horizontal width: 0 to 2 m (adjustable)
Detection Target	Vehicle	Vehicle/Person	Vehicle/Person	Vehicle/Person
Area Vehicle Following	Distinguish following distance of vehicle: 0.5 to 2 m (adjustable)	Distinguish following distance of vehicle: 0.5 to 2 (adjustable)	Distinguish following distance of vehicle: 0.5 to 2 (adjustable)	Distinguish following distance of vehicle: 0.5 to 2 (adjustable)
Online Debugging	60GHz: Serial port/Bluetooth 79GHz: Serial port/Wi-Fi	60GHz: Serial port/Bluetooth 79GHz: Serial port/Wi-Fi	60GHz: Serial port/Bluetooth 79GHz: Serial port/Wi-Fi	60 GHz: Serial port/Bluetooth 79 GHz: Serial port/Wi-Fi
Online Upgrade	60GHz: Serial port/Bluetooth 79GHz: Serial port/Wi-Fi	60GHz: Serial port/Bluetooth 79GHz: Serial port/Wi-Fi	Serial port upgrade	Serial port upgrade
Power supply	9 to 12 VDC	9 to 12 VDC	9 to 12 VDC	9 to 12 VDC
Working Current	< 0.25 A	< 0.25 A	< 0.25 A	< 0.25 A
Power Consumption	< 3 W	< 3 W	< 3 W	< 3 W
Operating Temperature	-40 °C to 85 °C (- 40 °F to 185 °F)	-40 °C to 85 °C (- 40 °F to 185 °F)	-40 °C to 85 °C (- 40 °F to 185 °F)	-40 °C to 85 °C (- 40 °F to 185 °F)
Ingress Protection	IP67	IP67	IP67	IP67
Dimensions	96 × 60 × 29 mm (3.78 × 2.36 × 1.14 inches)	96 × 60 × 29 mm (3.78 × 2.36 × 1.14 inches)	136.9 × 112.4 × 29 mm (5.4 × 4.4 × 1.1 inches)	136.9 × 112.4 × 29 mm (5.4 × 4.4 × 1.1 inches)
Weight	0.35 kg (0.8 lb.)	0.35 kg (0.8 lb.)	0.4 kg (0.88 lb.)	0.4 kg (0.88 lb.)


Barrier Gate				
Tag	Value Series	Value Series	Value Series	Value Series
Model	DS-TMG300-D	DS-TMG301-D	DS-TMG300-D/A	DS-TMG300-D/A/B
Image				
Material	Cold-rolled sheet (CRS)	Cold-rolled sheet (CRS)	Cold-rolled sheet (CRS)	Cold-rolled sheet (CRS)
Motor Type	DC brushless motor	DC brushless motor	DC brushless motor	DC brushless motor
Boom Pole Installation Height	880 mm	880 mm	880 mm	880 mm
Housing Thickness	1.2 mm	1.2 mm	1.2 mm	1.2 mm
Housing Door Thickness	1 mm	1 mm	1 mm	1 mm
Color	Black background with sliver pattern	Black background with sliver pattern	Black background with sliver pattern	Black background with sliver pattern
Radar/Vehicle Detector&Coil/IR	Supported	Supported	Supported	Supported
Indicator	/	/	/	Arrow Indicator
Controller	Rise/Fall/Stop	Rise/Fall/Stop	Rise/Fall/Stop	Rise/Fall/Stop
Operating Temperature	-30 °C to 70 °C [-22 °F to 158 °F]	-30 °C to 70 °C [-22 °F to 158 °F]	-30 °C to 70 °C [-22 °F to 158 °F]	-30 °C to 70 °C [-22 °F to 158 °F]
Ingress Protection	IP54	IP54	IP54	IP54
Remote Control Frequency	430.5 MHz	430.5 MHz	430.5 MHz	430.5 MHz
MCBF [cycles]	2,500,000	2,500,000	2,500,000	2,500,000
Duty cycle [%]	100	100	100	100
Body Weight	26 ± 0.2 kg [57.32 ± 0.44 lb]	26 ± 0.2 kg [57.32 ± 0.44 lb]	26 ± 0.2 kg [57.32 ± 0.44 lb]	26 ± 0.2 kg [57.32 ± 0.44 lb]
Barrier Housing Dimensions	325 × 220 × 1000 mm (12.8 × 8.67 × 39.37 inches)	325 × 220 × 1000 mm (12.8 × 8.67 × 39.37 inches)	325 × 220 × 1000 mm (12.8 × 8.67 × 39.37 inches)	325 × 220 × 1000 mm (12.8 × 8.67 × 39.37 inches)
Power Supply	200 to 240 VAC (Default) / 100 to 120 VAC	200 to 240 VAC (Default) / 100 to 120 VAC	200 to 240 VAC (Default) / 100 to 120 VAC	200 to 240 VAC (Default) / 100 to 120 VAC
Power Consumption	100 W	100 W	100 W	100 W
Rising Speed	3 m: 3 s 2.5 m-4.5 m: 3 s 3.4 m-6 m: 6 s	2 m+2 m: 3 s to 6 s	3 m: 3 s 4 m: 3 s	4 m: 3 s to 6 s
Falling Speed	3 m: 3 s 2.5 m-4.5 m: 3 s 3.4 m-6 m: 6 s	2 m + 2 m: 3 s to 6 s	3 m: 3 s 4 m: 3 s	4 m: 3 s to 6 s
Max. Boom Pole Length	6 m	4 m [2 m + 2 m]	4 m	4 m
Boom Pole Type	Octagonal/Telescopic/ Anti-octagonal Pole	Folding Pole	Light Pole	Light Pole
Optional Boom Pole Length	3/4/6 m 2.5 m+2 m 3.4-6 m	1.5 m + 1.5 m 2 m + 2 m 2.5 m + 2.5 m	3/4/6 m	3/4/6 m

Barrier Gate							
Tag	Pro Series	Pro Series	Pro Series	Pro Series	Pro Series	Pro Series	Pro Series
Model	DS-TMG420	DS-TMG421	DS-TMG423	DS-TMG420/A	DS-TMG421/B	DS-TMG423/B	DS-TMG420/A/B
Image							
Material	S6CC	S6CC	S6CC	S6CC	S6CC	S6CC	S6CC
Motor Type	DC brushless motor	DC brushless motor	DC brushless motor	DC brushless motor	DC brushless motor	DC brushless motor	DC brushless motor
Boom Pole Installation Height	885 mm	885 mm	885 mm	885 mm	885 mm	885 mm	885 mm
Housing Thickness	1.5 mm	1.5 mm	1.5 mm	1.5 mm	1.5 mm	1.5 mm	1.5 mm
Housing Door Thickness	1.2 mm	1.2 mm	1.2 mm	1.2 mm	1.2 mm	1.2 mm	1.2 mm
Color	Orange red	Orange red	Orange red	Orange red	Orange red	Orange red	Orange red
Radar/Vehicle Detector&Coil/IR	Supported	Supported	Supported	Supported	Supported	Supported	Supported
Indicator	/	/	/	/	Arrow Indicator	Arrow Indicator	Arrow Indicator
Controller	Rise/Fall/Stop	Rise/Fall/Stop	Rise/Fall/Stop	Rise/Fall/Stop	Rise/Fall/Stop	Rise/Fall/Stop	Rise/Fall/Stop
Operating Temperature	-30 °C to 70 °C [-22 °F to 158 °F]	-30 °C to 70 °C [-22 °F to 158 °F]	-30 °C to 70 °C [-22 °F to 158 °F]	-30 °C to 70 °C [-22 °F to 158 °F]	-30 °C to 70 °C [-22 °F to 158 °F]	-30 °C to 70 °C [-22 °F to 158 °F]	-30 °C to 70 °C [-22 °F to 158 °F]
Ingress Protection	IP54	IP54	IP54	IP54	IP54	IP54	IP54
Remote Control Frequency	433 MHz	433 MHz	433 MHz	433 MHz	433 MHz	433 MHz	433 MHz
MCBF(cycles)	5,000,000	5,000,000	5,000,000	5,000,000	5,000,000	5,000,000	5,000,000
Duty cycle [%]	100	100	100	100	100	100	100
Body Weight	43 ± 3 kg [94.8 ± 6.61 lb]	43 ± 3 kg [94.8 ± 6.61 lb]	43 ± 3 kg [94.8 ± 6.61 lb]	43 ± 3 kg [94.8 ± 6.61 lb]	43 ± 3 kg [94.8 ± 6.61 lb]	43 ± 3 kg [94.8 ± 6.61 lb]	43 ± 3 kg [94.8 ± 6.61 lb]
Barrier Housing Dimensions	1060 × 370 × 262 mm (41.73 × 14.57 × 10.31 inch)	1060 × 370 × 262 mm (41.73 × 14.57 × 10.31 inch)	1060 × 370 × 262 mm (41.73 × 14.57 × 10.31 inch)	1060 × 370 × 262 mm (41.73 × 14.57 × 10.31 inch)	1060 × 370 × 262 mm (41.73 × 14.57 × 10.31 inch)	1060 × 370 × 262 mm (41.73 × 14.57 × 10.31 inch)	1060 × 370 × 262 mm (41.73 × 14.57 × 10.31 inch)
Power Supply	200 to 240 VAC (Default) / 100 to 120 VAC	200 to 240 VAC (Default) / 100 to 120 VAC	200 to 240 VAC (Default) / 100 to 120 VAC	200 to 240 VAC (Default) / 100 to 120 VAC	200 to 240 VAC (Default) / 100 to 120 VAC	200 to 240 VAC (Default) / 100 to 120 VAC	200 to 240 VAC (Default) / 100 to 120 VAC
Power Consumption	125 W	158 W	168 W	139 W	168 W	176 W	155 W
Rising Speed	3 m: 1.8 s 4 m: 2.5 s 6 m: 5 s	1.5 m + 1.5 m: 2.1 s 2 m + 2 m: 3 s 2.5 m + 2.5 m: 5 s	4 m: 3 s	3 m: 3 s 4 m: 3 s	2 m + 2 m: 3	4 m: 3 s	3 m: 1.8 s 4 m: 2.5 s
Falling Speed	3 m: 1.8 s 4 m: 2.5 s 6 m: 5 s	1.5 m + 1.5 m: 2.1 s 2 m + 2 m: 3 s 2.5 m + 2.5 m: 5 s	4 m: 3 s	3 m: 3 s 4 m: 3 s	2 m + 2 m: 3	4 m: 3 s	3 m: 1.8 s 4 m: 2.5 s
Max. Boom Pole Length	6 m	5 m [2.5 m + 2.5 m]	4 m	4 m	4 m [2 m + 2 m]	4 m	4 m
Boom Pole Type	Octagonal/Anti-Round Pole	Folding Pole	Fence Pole	Light Pole	Folding Pole	Fence Pole	Light Pole
Optional boom pole length	3/4/6 m	1.5 m + 1.5 m 2 m + 2 m 2.5 m + 2.5 m	3/4/5 m	3/4/6 m	1.5 m + 1.5 m 2 m + 2 m 2.5 m + 2.5 m	3/4/5 m	3/4/6 m




Barrier Gate							
Tag	Ultra Series	Ultra Series	Ultra Series	Ultra Series	Ultra Series	Ultra Series	Ultra Series
Model	DS-TM6520	DS-TM6521	DS-TM6523	DS-TM6520/B	DS-TM6521/B	DS-TM6523/B	DS-TM6520/A/B
Image							
Material	SGCC	SGCC	SGCC	SGCC	SGCC	SGCC	SGCC
Motor Type	DC brushless motor	DC brushless motor	DC brushless motor	DC brushless motor	DC brushless motor	DC brushless motor	DC brushless motor
Boom Pole Installation Height	880 mm	880 mm	880 mm	880 mm	880 mm	880 mm	880 mm
Housing Thickness	2 mm	2 mm	2 mm	2 mm	2 mm	2 mm	2 mm
Housing Door Thickness	1.5 mm	1.5 mm	1.5 mm	1.5 mm	1.5 mm	1.5 mm	1.5mm
Color	Orange red	Orange red	Orange red	Orange red	Orange red	Orange red	Orange red
Radar/Vehicle Detector&Coil/IR	Supported	Supported	Supported	Supported	Supported	Supported	Supported
Indicator	/	/	/	Arrow Indicator	Arrow Indicator	Arrow Indicator	Arrow Indicator
Controller	Rise/Fall/Stop	Rise/Fall/Stop	Rise/Fall/Stop	Rise/Fall/Stop	Rise/Fall/Stop	Rise/Fall/Stop	Rise/Fall/Stop
Operating Temperature	-30 °C to 70 °C [-22 °F to 158 °F]	-30 °C to 70 °C [-22 °F to 158 °F]	-30 °C to 70 °C [-22 °F to 158 °F]	-30 °C to 70 °C [-22 °F to 158 °F]	-30 °C to 70 °C [-22 °F to 158 °F]	-30 °C to 70 °C [-22 °F to 158 °F]	-30 °C to 70 °C [-22 °F to 158 °F]
Ingress Protection	IP54	IP54	IP54	IP54	IP54	IP54	IP54
Remote Control Frequency	433 MHz	433 MHz	433 MHz	433 MHz	433 MHz	433 MHz	433 MHz
MCBF(cycles)	5,000,000	5,000,000	5,000,000	5,000,000	5,000,000	5,000,000	5,000,000
Duty cycle (%)	100	100	100	100	100	100	100
Body Weight	59.3 ± 5 kg (130.7 ± 11.0 lb)	59.3 ± 5 kg (130.7 ± 11.0 lb)	59.3 ± 5 kg (130.7 ± 11.0 lb)	59.3 ± 5 kg (130.7 ± 11.0 lb)	59.3 ± 5 kg (130.7 ± 11.0 lb)	59.3 ± 5 kg (130.7 ± 11.0 lb)	59.3 ± 5 kg (130.7 ± 11.0 lb)
Barrier Housing Dimensions	1248 × 486 × 480 mm [49.1 × 19.1 × 18.9 inch]	1248 × 486 × 480 mm [49.1 × 19.1 × 18.9 inch]	1248 × 486 × 480 mm [49.1 × 19.1 × 18.9 inch]	1248 × 486 × 480 mm [49.1 × 19.1 × 18.9 inch]	1248 × 486 × 480 mm [49.1 × 19.1 × 18.9 inch]	1248 × 486 × 480 mm [49.1 × 19.1 × 18.9 inch]	1248 × 486 × 480 mm [49.1 × 19.1 × 18.9 inch]
Power Supply	220 VAC ± 15%	220 VAC ± 15%	220 VAC ± 15%	220 VAC ± 15%	220 VAC ± 15%	220 VAC ± 15%	220 VAC ± 15%
Power Consumption	300 W	300 W	300 W	310 W	310 W	310 W	320 W
Rising Speed	3 m: Default 0.9 s, Adjustable 0.9 s, 1.2 s, 2 s 4 m: 3 s (Default) Adjustable 1.5 s, 2 s, 3 s	2 m + 2 m: 1.5 s (Default) Adjustable 1.5s, 2 s, 2.5 s	4 m: 3 s	3 m: Default 0.9 s, Adjustable 0.9 s, 1.2 s, 2 s 4 m: Default 1.5 s, Adjustable 1.5 s, 2 s, 2.5 s 6 m: 4 s (Default) Adjustable 4 s, 5 s, 6 s	2 m + 2 m: 1.5 s	4 m: 4 s	3 m: 0.9 s 4 m: 1.5 s
Falling Speed	3 m: 3 s (Default) Adjustable 1.5 s, 2 s, 3 s 4 m: 3.5 s (Default) Adjustable 2.5 s, 3 s, 3.5 s	2 m + 2 m: 3.5 s (Default) Adjustable 2.5 s, 3 s, 3.5 s	4 m: 6 s	3 m: 3 s (Default) Adjustable 1.5 s, 2 s, 3 s 4 m: 3.5 s (Default) Adjustable 2.5 s, 3 s, 3.5 s 6 m: 6 s (Default) Adjustable 4 s, 5 s, 6 s	2 m + 2 m: 3.5 s	4 m: 5 s	3 m: 3 s 4 m: 3.5 s
Max. Boom Pole Length	4 m	4 m [2 m + 2 m]	4 m	6 m	4 m [2 m + 2 m]	4 m	4 m
Boom Pole Type	Octagonal/Anti-Round Pole	Folding Pole	Fence Pole	Octagonal Pole	Folding Pole	Octagonal Pole	Light Pole
Optional Boom Pole Length	3/4/6 m	1.5 m + 1.5 m 2 m + 2 m 2.5 m + 2.5 m	3/4/5 m	3/4/6 m	1.5 m + 1.5 m 2 m + 2 m 2.5 m + 2.5 m	3/4/5 m	3/4/6 m



All-in-One Manager			
Model	DS-TMC407-EHL/R	DS-TMC407-EHL/R	DS-TMC407-EHL/R
Image			
Image Sensor	1/3" Progressive Scan CMOS	1/3" Progressive Scan CMOS	1/3" Progressive Scan CMOS
Resolution	2688 × 1520	2688 × 1520	2688 × 1520
Min. Illumination	Color: 0.022 Lux @ (F2.0, AGC ON) B/W: 0.011 Lux @ (F2.0, AGC ON)	Color: 0.022 Lux @ (F2.0, AGC ON) B/W: 0.011 Lux @ (F2.0, AGC ON)	Color: 0.022 Lux @ (F2.0, AGC ON) B/W: 0.011 Lux @ (F2.0, AGC ON)
Shutter Speed	1/30 s to 1/100,000 s	1/30 s to 1/100,000 s	1/30 s to 1/100,000 s
Lens	Vari-focal lens, motor-driven lens	Vari-focal lens, motor-driven lens	Vari-focal lens, motor-driven lens
Focal Length	3.1 to 6 mm	3.1 to 6 mm	3.1 to 6 mm
Frame Rate	25 fps	25 fps	25 fps
Image Setting	Saturation, brightness, contrast, white balance, AGC, and 3D noise reduction adjustable via web browser	Saturation, brightness, contrast, white balance, AGC, and 3D noise reduction adjustable via web browser	Saturation, brightness, contrast, white balance, AGC, and 3D noise reduction adjustable via web browser
Picture Format	JPEG with configurable quality	JPEG with configurable quality	JPEG with configurable quality
Smart Recognition	ANPR, vehicle type, vehicle logo, and sub-brand recognition	ANPR, vehicle type, vehicle logo, and sub-brand recognition	ANPR, vehicle type, vehicle logo, and sub-brand recognition
Protocols	TCP/IP, HTTP, DHCP, DNS, RTP, RTSP, NTP, FTP picture upload	TCP/IP, HTTP, DHCP, DNS, RTP, RTSP, NTP, FTP picture upload	TCP/IP, HTTP, DHCP, DNS, RTP, RTSP, NTP, FTP picture upload
Network Security	Heartbeat, password protection, NTP	Heartbeat, password protection, NTP	Heartbeat, password protection, NTP
Communication Interface	2 RJ45 10/100 M self-adaptive Ethernet interfaces	2 RJ45 10/100 M self-adaptive Ethernet interfaces	2 RJ45 10/100 M self-adaptive Ethernet interfaces
Built-in LED Light	9 built-in LED lights (White/IR switched)	9 built-in LED lights (White/IR switched)	9 built-in LED lights (White/IR switched)
LCD Dimension	21.5 inch	21.5 inch	21.5 inch
LCD Resolution	1080 p	1080 p	1080 p
LCD Brightness	1500 cd/m²	1500 cd/m²	1500 cd/m²
Speaker & Pickup	Built-in speaker and pickup, with emergency call button	Built-in speaker and pickup, with emergency call button	Built-in speaker and pickup, with emergency call button
Barrier Gate Type	Octagonal Pole	Folding Pole	Fence Pole
Material	SECC	SECC	SECC
Boom Pole Height	880 mm	880 mm	880 mm
Rising Speed	3 m: Default 0.9 s, Adjustable 0.9 s, 1.2 s, 2 s 4 m: Default 1.5 s, Adjustable 1.5 s, 2 s, 2.5 s	2 m + 2 m: 1.5 s	3 m/4 m: 4 s
Falling Speed	3 m: Default 3 s, Adjustable 1.5 s, 2 s, 3 s 4 m: Default 3.5 s, Adjustable 2.5 s, 3 s, 3.5 s	2 m + 2 m: 3.5 s	3 m/4m: 5 s
Max. Boom Pole Length	4 m	4m(2m+2m)	4 m
Color	Blue	Blue	Blue
Surface Protection	Outdoor powder spraying	Outdoor powder spraying	Outdoor powder spraying
Induction	Supported	Supported	Supported
Controller	Rise/Fall/Stop	Rise/Fall/Stop	Rise/Fall/Stop
Operating Temperature	-30 °C to 70 °C [-22 °F to 158 °F]	-30 °C to 70 °C [-22 °F to 158 °F]	-30 °C to 70 °C [-22 °F to 158 °F]
Ingress Protection	IP54	IP54	IP54
Remote Control Frequency	433 MHz	433 MHz	433 MHz
Design life	5,000,000 operations	5,000,000 operations	5,000,000 operations
Weight	95 kg (209.4 lb)	95 kg (209.4 lb)	95 kg (209.4 lb)
Power Supply	220 VAC ± 15%	220 VAC ± 15%	220 VAC ± 15%
Power Consumption	350 W	350 W	350 W



Entrance & Exit Controller		
Model	DS-TMT201-D	DS-TMT202-D
Image		
Application	Entrance	Exit
Operation System	Embedded Linux	Embedded Linux
Alarm Input	2 channels	2 channels
Alarm Output	2 channels	2 channels
Network Interface	1 channel, 1000 M	1 channel, 1000 M
Thermal Paper	Width: 57 mm, thickness of a roll: ≤ 150 mm	/
Number of Tickets	Approx. 1000 (varies with ticket paper thickness)	Approx. 1000 (varies with ticket paper thickness)
Display	10.1 inches LCD, 1080P	10.1 inches LCD, 1080P
Power Supply	100 to 240 VAC	100 to 240 VAC
Power Consumption	100 W	50 W
Dimensions	230 × 248 × 1386 mm (9.06 × 9.76 × 54.57 inch)	230 × 237.5 × 1386 mm (9.06 × 9.35 × 54.57 inch)
Operating Temperature	-40 °C to 70 °C (-40 °F to 158 °F)	-40 °C to 70 °C (-40 °F to 158 °F)
Operating Humidity	10% to 95%	10% to 95%



Payment Machine	
Model	DS-TPP427
Image	 <small>NEW</small>
System	Win10 X64 operating system
Print Mode	Thermal line printer
Reading Code Type	Bar code, QR code
Panel Type	18.5 inch a-Si TFT-LCD
Touch Resolution	32767 × 32767
Bill Collection Capacity	500 pieces (1000 pieces available)
Bill Change Capacity	500 pieces
Coin Collection Box Capacity	137 mm × 167 mm × 55 mm (E.g., 800 × RMB 1 coin)
Coin Change Box Capacity	Ultra-large capacity (E.g., 1300 × RMB 1 coin)
Printer Paper Width	80 mm
Code Reading Distance	50 cm to 120 cm
Temperature Control System	0 to 60 °C , auto control
UPS Capacity	1500 VA/900 W
Working Temperature	-25 °C to 50 °C (-13 °F to 122 °F)
Working Humidity	10% to 90%


UHF System		
Model	DS-TRI900-1/A	DS-TRD902-1/A
Image	 <small>NEW</small>	 <small>NEW</small>
Working Frequency	840 to 960 MHz (Optional)	Default 920.5 MHz to 924.5 MHz
RF Protocol	EPC C1 Gen2/ISO18000-6C	EPC C1 GEN2/ISO18000-6C
Transmitting Power	+10 to +33 dBm (Optional)	10 dBm
Modulation Mode	FHSS or fixed frequency (optional)	/
Antenna Type	9 dBi circularly polarized	3 dBi circularly polarized
Reading Distance	Up to 9 meters	≤30 cm @ Impinj H47, depending on the type of tag and the transmit power
Reading Rate	200 times/second	/
Wiegand Interface	Wiegand 34/26	/
Network Interface	1*10/100 M Base-T (RJ-45)	/
Power Supply	DC 24 V rated input voltage	5VDC, USB power supply, maximum current 500 mA
Operating Temperature	-40 °C to 70 °C (-40 °F to 158 °F)	-10 °C to 55 °C (14 °F to 131 °F)
Ingress Protection	IP65	IP53
Dimensions	260 × 260 × 35 mm (10.24 × 10.24 × 1.38 inches)	120 × 78 × 29 mm (4.72 × 3.07 × 1.14 inches)
Installation Mode	Universal wall-mounted or pole mount bracket	/

Model	DS-TRC902-1/A	DS-TRC902-1/A	Model	DS-TME200-D
Image	 <small>NEW</small>	 <small>NEW</small>	Image	 <small>NEW</small>
Band	Single-band	Dual-band	Operating System	Embedded Linux
Working Frequency	860-960 MHz (full band)	CN&US (902-928) Mhz;13.56 Mhz	Interface Protocol	TCP/IP
RF Protocol	EPC Global Class1 Gen2, ISO 18000-6C	EPC Class 1 Gen 2, ISO18000-6C; ISO14443A	Interfaces	4-ch alarm input 4-ch Relay Output
Memory Capacity	EPC 128 bits; TID48 bits; User 512 bits	EPC 96 bits; User 512 bits; TID 64 bits; UID: 4 bytes		1-ch RS232 interfaces
Reading Distance	Up to 12 m (distance may vary depending on the power and antenna size of the reader device)	Fixed reader (PERP=2 W): 7 m; handheld collector (PERP=0.8~1 W): 5 m		1 RS485 interfaces
Data Life	10 years	10 years		1-ch USB2.0
Durability	100,000 writes	100,000 writes	Operating Temperature	4-ch Wiegand 26/Wiegand 34
Surface Material	Polyethylene PVC (waterproof, abrasion-resistant)	PVC		-40 °C to 60 °C (-40 °F to 140 °F)
Antenna Material/Base Material	PET	PET		179 × 90 × 42 mm (7.04 × 3.54 × 1.65 inches)
Operating Temperature	-25 °C to 55 °C (-13 °F to 131 °F)	-20 °C to 65 °C (-4°F to 149 °F)	Weight	0.5 kg (1.10 lb)
Dimensions	86 × 54 × 0.88 mm (3.39 × 2.13 × 0.0346 inches)	86 × 54 × 0.82 mm (3.39 × 2.13 × 0.0323 inches)	Power Consumption	20 W (5 W without load)




Entrance & Exit LED Display		
Model	DS-TVL224-4-5Y	DS-TVL224-4-5Y (2 rows/BJZ)
Image		 <div>NEW</div>
Screen Type	LED	LED
Pixel Pitch	P4.75	P4.75
Resolution	64 x 64	64 x 32
Display Content	GB2312 character set, 16*16 lattice Chinese characters	GB2312 Character Set, 16*16 Lattice Chinese Characters
Display Color	Red, green, yellow	Red, green, yellow
Pixel Pitch Category	4.75	/
Color Temperature	3000 k to 6000 k	3000 k to 6000 k
Luminance	3500 cd/m²	1500 cd/m²
Viewing Angle	120° (H) / 120° (V)	120° (H) / 120° (V)
Display Mode	instant, left shift, up forward, etc.	instant, left shift, up forward, etc.
Operating Temperature	-30 °C to 60 °C [-22 °F to 140 °F]	-30 °C to 60 °C [-22 °F to 140 °F]
Power Supply	100 to 240 VAC	100 to 240 VAC
Dimensions	355 × 495 × 80 mm (13.98 × 19.47 × 2.56 inches)	354 × 313.5 × 65.5 mm (13.94 × 12.34 × 2.58 inches)
Weight	8 kg (17.64 lb)	5.3 kg (11.68 lb)
Power Consumption	Max. 70 W	Max. 30 W
Lifespan	100000 hours	100000 hours
Ingress Protection	IP54	IP54
Maintenance Mode	Front	Front

Entrance & Exit Control Terminals		
Model	DS-TPE300-S	DS-TPE304-S
Image	 <div>NEW</div>	 <div>Built-in PMS Software</div> <div>NEW</div>
CPU	Elkhart Lake Platform Processor; 2 GHz	Elkhart Lake Platform Processor; 2 GHz
Memory	4 GB	4 GB
Storage	4 T 3.5" HDD, 128 GB SSD	4 T 3.5" HDD, 128 GB SSD
Indicator	4 Indicators (1 x system, 1 x HDD status, 1 x power, 1 x alarm)	4 Indicators (1 x system, 1 x HDD status, 1 x power, 1 x alarm)
Interfaces	1-ch audio input (MIC IN); 1-ch audio output (AUDIO OUT)	1-ch audio input (MIC IN); 1-ch audio output (AUDIO OUT)
	1 x HDMI, 1 x VGA	1 x HDMI, 1 x VGA
	2-ch alarm input (ALARM IN), voltage range: 0-60 V	2-ch alarm input (ALARM IN), voltage range: 0-60 V
	2-ch alarm output (ALARM OUT), voltage range: 0-60 V	2-ch alarm output (ALARM OUT), voltage range: 0-60 V
	2-ch RS-232 interface	2-ch RS-232 interface
	1-ch RS-485 interface	1-ch RS-485 interface
	2 x USB 2.0 interface, 2 x USB 3.0 interface	2 x USB 2.0 interface, 2 x USB 3.0 interface
Operation System	8 x 10 Mbps/100 Mbps self-adaptive interface for connecting with a switch; 1 x Independent 100 Mbps/1000 Mbps self-adaptive interface for network isolation	8 x 10 Mbps/100 Mbps self-adaptive interface for connecting with a switch; 1 x Independent 100 Mbps/1000 Mbps self-adaptive interface for network isolation
	Windows 10	Windows 10
Software	N/A	PMS (Parking Management System)
Number of Lanes	Maximum 4	Maximum 4
Power Supply	100 to 240 VAC	100 to 240 VAC
Power Consumption	Max. 50 W	Max. 50 W
Operating Temperature	-10 °C to 50 °C (14 °F to 122 °F)	-10 °C to 50 °C (14 °F to 122 °F)

Accessories	Entrance & Exit Signal Light	Barrier Gate Top Indicator
Model	DS-TVL221-1-6D	DS-TM6070
Image		
Color Display	Red, green	Yellow
Power supply	100 to 240 VAC	24VDC
Ingress Protection	/	IP66
Material	PC	PC
Dimensions	420 × 195 × 205 mm (16.54 × 7.68 × 8.07 inches)	d85 × d85 × 125 mm (d3.35 × d3.35 × 4.92 inches)
Weight	1.4 kg (3.09 lb)	0.18 kg (0.40 lb)
Best Viewing Distance	1-100 m	/
Number of Module	2	/
Number of Lamp Beads	Red: 40, green: 40	/
Luminance	≥4000 cd/m²	/
Power Consumption	Max. 7 W	/
Lifespan	≥50,000 hours	/
Operating Temperature	-20 °C to 50 °C (-4 °F to 122 °F)	/
Related Products	DS-TMG30X/DS-TMG42X/DS-TMG52X Series Barrier Gates	DS-TMG42X Series Barrier Gates

Accessories	Vehicle Coil Detector
Model	DS-TM6022
Image	
Inductance Self-Tuned Range	20 to 1000 μH
Loop Working Frequency	28 KHz to 120 KHz, 4 levels adjustable (highest, high, low, lowest)
Fastest Response Time	3.5 ms
Loop Fault Self-Recovery	The detector automatically resumes detecting after loop failures are removed
Loop Fault Recovery Time	≤ 100 ms
Loop Fault Detection Cycle	≤ 10 ms
Vehicle Detection Rate	≥ 99%
Max. Response Time	32±2 ms
Output Port	2 relay output, VDRM 70 V, max. current 30 mA
Sensitivity	0.02% to 0.96%, 4 levels adjustable [- Δ L/L]
Power Supply	110V: 88 to 132 VAC, 50 to 60 Hz 220V: 176 to 264 VAC, 50 to 60 Hz
Power Consumption	≤ 3 W
Operating Temperature	-30 °C to +70 °C (-22°F to 158 °F)
Dimensions	105 × 88 × 40 mm (4.1 × 3.5 × 1.6 inches)
Weight	0.5 kg (1.1 lb)

Accessories	Pole for the ANPR Camera Unit	Pole for Entrance & Exit LED Screen	Pole for the ANPR Camera Unit	Pole for the ANPR Camera Unit TCG406
Model	L1300-R117	L1000/1300-R117(LED)	L2500-X1300-R117	L1500-X800-R125(TCG406)
Image				
Appearance	White/ dark grey	White	White	Platinum brown
Height	1.3 m	1.5 m	2.5 m	1.57 m
Material	Q235	Q235	Q235	Carbon Steel Q235 + Aluminum Alloy ADC12
Dimensions	80 × 80 × 1350 mm (2.4 × 2.4 × 51.2 inch)	60 × 60 × 1500 mm (2.36 × 2.36 × 59.06 inches)	234 × 234 × 2500 mm (9.2 × 9.2 × 98.4 inches)	250 × 250 x 1570.1 mm (9.84 × 9.84 x 61.8inches)
Weight	8.9 kg (19.6 lb)	9.5 kg (20.94 lb)	17.3 kg (38.1 lb)	9.35 kg (20.613 lb)

Accessories	Remote Controller	Remote Controller	Barrier Gate Manual Button Box
Model	DS-TM6012-5	DS-TM6012-4w	TMG080-3
Image			
Remote control distance	Open environment: 50 m, indoor: 30 m	Open environment: 50 m, indoor: 30 m	/
Dimensions	80 × 40 × 16 mm (3.15 × 1.57 x 0.63 inches)	76.94 × 42.27 × 15.3 mm (3.0 × 1.7 × 0.6 inches)	138 × 82.5 × 45.5 mm (5.43 × 3.25 × 1.79 inches)
Weight	0.03 kg (0.07lb)	0.07 kg (0.15 lb)	0.09 kg (0.20 lb)
Material	PC	ABS	ABS
Related Products	DS-TMG42X/DS-TMG52X Series Barrier Gates	DS-TMG30X Series Barrier Gates	DS-TMG30X/DS-TMG42X/DS-TMG52X Series Barrier Gates

Parking Management

Parking Guidance

Improve Parking Experiences and Facility Operations

Hikvision offers a robust parking guidance system for shopping malls, office buildings, industrial parks, etc. It gathers data on parking spaces and vehicles via cameras, which is then centrally managed and displayed in real-time. This simplifies parking for drivers, enhances customer satisfaction, streamlines operations, reduces costs, and boosts revenue potential.

Parking Guidance Camera

Automates parking space detection and video monitoring for efficiency

- High recognition rates with license plate recognition algorithms
- Clear parking space status indication through multicolor LED lights
- Supports detection of multiple parking space statuses
- Simplified installation and maintenance



Fisheye Parking Guidance Camera

Enhances parking efficiency with video protection

- Deep learning-based space detection
- Covers up to 16 spaces or 8 spaces with 2-channel video monitoring
- PoE interface for easy installation



Parking Servers

Simplifies camera deployment through easy power and network connectivity

- Powers and connects up to 32 cameras with network access and edge storage
- Controls LED displays for real-time parking availability
- Offers large-capacity storage options of 1, 3, 6, or 18 TB, providing up to 30 days of recording storage



Parking guidance and location tracking

Drivers Arrival:
Quickly find vacant parking space

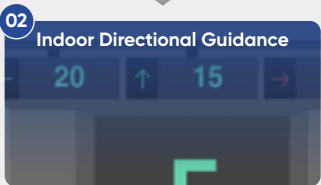
Drivers Departure:
Quickly find vehicle parking location



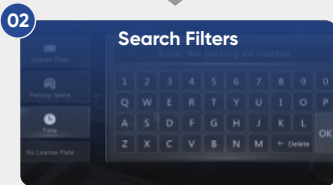
Floor/Area space availability



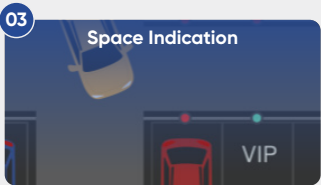
Locations next to parking lot entrance, elevators, ... with most guests visits



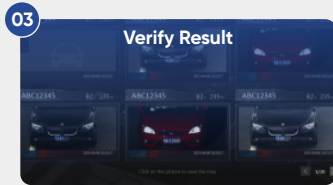
Regional space vacancy




Search by ANPR fuzzy match, entering date/ time, vehicle w/o license, etc.



Space Status Light






Verify search result to pick the right car








Location info with indication on e-map


Parking Guidance Cameras




Model	DS-TCP140-B(E)	DS-TCP440-B(E)	DS-TCP440-DB(E)	DS-TCP440-B(ES)	DS-TCP440-DB(ES)
Image					
Indicator LED	In integrated mode, the indicator LED supports red, green, yellow, blue, cyan, and magenta colors. In separation mode, up to 3 external indicators can be connected, supporting red, green, yellow, blue, cyan, and magenta colors, and also support indicator flickering.				
Image Sensor	1/3" Progressive Scan CMOS	1/3" Progressive Scan CMOS	1/3" Progressive Scan CMOS	1/3" Progressive Scan CMOS	1/3" Progressive Scan CMOS
Max. Resolution	1280 × 1024	2560 × 1440	2* 2560 × 1440	2560 × 1440	2* 2560 × 1440
Min. Illumination	Color: 0.019 Lux @ (F2.0, AGC OFF) B/W: 0.011 Lux @ (F2.0, AGC OFF)	Color: 0.019 Lux @ (F1.9, AGC OFF) B/W: 0.011 Lux @ (F1.9, AGC OFF)	Color: 0.019 Lux @ (F1.9, AGC OFF) B/W: 0.011 Lux @ (F1.9, AGC OFF)	Color: 0.019 Lux @ (F1.9, AGC OFF) B/W: 0.011 Lux @ (F1.9, AGC OFF)	Color: 0.019 Lux @ (F1.9, AGC OFF) B/W: 0.011 Lux @ (F1.9, AGC OFF)
Shutter	1 to 1/100,000 s	1 to 1/100,000 s	1 to 1/100,000 s	1 to 1/100,000 s	1 to 1/100,000 s
Lens	2.8 mm/4 mm	2.8 mm/4 mm	2.8 mm/4 mm	2.8 mm	2.8 mm
Angle Adjustment	Vertical: -30° to 0° Horizontal: -30° to 30°	Vertical: -30° to 0° Horizontal: -30° to 30°	Vertical: -30° to 0° Horizontal: -30° to 30°	Vertical: -30° to 0° Horizontal: -30° to 30°	Vertical: 0° to 30° Horizontal: -30° to 30°
Video Compression	H.265 / H.264 / MJPEG	H.265 / H.264 / MJPEG	H.265 / H.264 / MJPEG	H.265 / H.264 / MJPEG	H.265 / H.264 / MJPEG
Output Bit Rate	32 Kbps to 16 Mbps	32 Kbps to 16 Mbps	32 Kbps to 16 Mbps	32 Kbps to 16 Mbps	32 Kbps to 16 Mbps
WDR	140db	140db	140db	140db	140db
Frame Rate	25fps (1280 × 1024)	25 fps (2688 × 1520)	25 fps (2688 × 1520)	25 fps (2688 × 1520)	25 fps (2688 × 1520)
Image Settings	Saturation, brightness, contrast, white balance, and gain adjustable through client software or web browser	Saturation, brightness, contrast, white balance, and gain adjustable through client software or web browser	Saturation, brightness, contrast, white balance, and gain adjustable through client software or web browser	Saturation, brightness, contrast, white balance, and gain adjustable through client software or web browser	Saturation, brightness, contrast, white balance, and gain adjustable through client software or web browser
Backlight Compensation	Provides support for backlight compensation with selectable areas	Provides support for backlight compensation with selectable areas	Provides support for backlight compensation with selectable areas	Provides support for backlight compensation with selectable areas	Provides support for backlight compensation with selectable areas
Storage	Supports NAS (iSCSI optional) and local storage via a guidance terminal HDD	Supports NAS (iSCSI optional) and local storage via a guidance terminal HDD	Supports NAS (iSCSI optional) and local storage via a guidance terminal HDD	Supports NAS (iSCSI optional) and local storage via a guidance terminal HDD	Supports NAS (iSCSI optional) and local storage via a guidance terminal HDD
Protocol	TCP/IP, HTTP, DHCP, DNS, DDNS, RTP, RTSP, PPPoE, SMTP, NTP, UPnP, SNMP, FTP, 802.1x, QoS, HTTPS (SIP, SRTP and IPv6 optional)	TCP/IP, HTTP, DHCP, DNS, DDNS, RTP, RTSP, PPPoE, SMTP, NTP, UPnP, SNMP, FTP, 802.1x, QoS, HTTPS (SIP, SRTP and IPv6 optional)	TCP/IP, HTTP, DHCP, DNS, DDNS, RTP, RTSP, PPPoE, SMTP, NTP, UPnP, SNMP, FTP, 802.1x, QoS, HTTPS (SIP, SRTP and IPv6 optional)	TCP/IP, HTTP, DHCP, DNS, DDNS, RTP, RTSP, PPPoE, SMTP, NTP, UPnP, SNMP, FTP, 802.1x, QoS, HTTPS (SIP, SRTP and IPv6 optional)	TCP/IP, HTTP, DHCP, DNS, DDNS, RTP, RTSP, PPPoE, SMTP, NTP, UPnP, SNMP, FTP, 802.1x, QoS, HTTPS (SIP, SRTP and IPv6 optional)
Smart Recognition	License plate recognition, Vehicle entering/exiting Parking space status, Motion detection, Intelligent Detection	License plate recognition, Vehicle entering/exiting Parking space status, Motion detection, Intelligent Detection	License plate recognition, Vehicle entering/exiting Parking space status, Motion detection, Intelligent Detection	License plate recognition, Vehicle entering/exiting Parking space status, Motion detection, Intelligent Detection	License plate recognition, Vehicle entering/exiting Parking space status, Motion detection, Intelligent Detection




Parking Guidance Cameras		
Model	DS-TCP506	DS-TCPC06
Image		
Indicator LED	Supports integrated mode with indicators in red, green, yellow, blue, cyan, and magenta colors	
Image Sensor	1/2.7" Progressive Scan CMOS	1/1.7" Progressive Scan CMOS
Min. Illumination	Color: 0.04 Lux @ (F2.2, AGC ON) B/W: 0.02 Lux @ (F2.2, AGC ON)	Color: 0.06 Lux @ (F2.2, AGC ON) B/W: 0.04 Lux @ (F2.2, AGC ON)
Shutter	1/75 to 1/58800 s	1/75 to 1/58800 s
Lens	1.16 mm	1.29 mm
Video Compression	H.265 / H.264 / MJPEG	H.265 / H.264 / MJPEG
Output Bit Rate	32 Kbps to 16 Mbps	32 Kbps to 16 Mbps
WDR	140 db	140 db
Max. Resolution	2688 x 1944	4000 x 3000
Frame Rate	15 fps	15 fps
Calibration Resolution	Dual-channel: 50 Hz: 12.5 fps (2688 x 832), 60 Hz: 15 fps (2688 x 832); 4-channel: 50 Hz: 12.5 fps (1344 x 832), 60 Hz: 15 fps (1344 x 832); 1-channel (with 2 windows): 50 Hz: 12.5 fps (2688 x 1664), 60 Hz: 15 fps (2688 x 1664); 1-channel (with 4 windows): 50 Hz: 12.5 fps (2688 x 1664), 60 Hz: 15 fps (2688 x 1664); Main stream: 1920 x 1080	Dual-channel: 50 Hz: 8.5 fps (3840 x 1440), 60 Hz: 7.5 fps (3840 x 1440); 4-channel: 50 Hz: 8.5 fps (1920 x 1440), 60 Hz: 7.5 fps (1920 x 1440); 1-channel (with 2 windows): 50 Hz: 8.5 fps (3840 x 2880), 60 Hz: 7.5 fps (3840 x 2880); 1-channel (with 4 windows): 50 Hz: 8.5 fps (3840 x 2880), 60 Hz: 7.5 fps (3840 x 2880); Main stream (configurable): 1280 x 1024, 1280 x 720, 704 x 576
Sub-Stream	1920 x 1080, 640 x 480	1920 x 1080, 640 x 480
Image Settings	Saturation, brightness, contrast, white balance, and gain adjustable via client software or web browser	Saturation, brightness, contrast, white balance, and gain adjustable via client software or web browser
Protocols	TCP/IP, ICMP, HTTP, HTTPS, FTP, DHCP, DNSDDNS, RT, RTSP, RTP, NTP, SNMP, OTAP, Hik-POE	TCP/IP, ICMP, HTTP, HTTPS, FTP, DHCP, DNSDDNS, RT, RTSP, RTP, NTP, SNMP, OTAP, Hik-POE
Security	One-key restoration, password protection, watermark	One-key restoration, password protection, watermark
Parking Space Detection Mode	Max. 12 parking spaces	Max. 16 parking spaces
Communication Interface	1-ch audio input and output port 2-ch 10/100/1000 M self-adaptive Ethernet interfaces 2-ch alarm outputs 1 RS485	1-ch audio input and 2-ch output ports 2-ch 10/100/1000 M self-adaptive Ethernet interfaces 2-ch alarm outputs 1 RS485
Operating Temperature	-20 °C to 70 °C (- 4°F to 158 °F)	-20 °C to 70 °C (- 4°F to 158 °F)
Operating Humidity	≤95% (without condensation)	≤90% (without condensation)
Power Supply	Hikvision PoE, PoE, or 12 to 24 VDC wide-range voltage	Hikvision PoE, PoE, or 12 to 24 VDC wide-range voltage
Power Consumption	Max. 5 W	Max. 5 W
Dimensions	133 x 133 x 86 mm (5.2 x 5.2 x 3.4 inches)	133 x 133 x 86 mm (5.2 x 5.2 x 3.4 inches)
Weight	0.15 kg (0.33 lb)	0.15 kg (0.33 lb)
Installation Mode	Ceiling mount	Ceiling mount
Ingress Protection	IP67	IP67

Parking Indicators	
Model	DS-TV6100-DH
Image	
Power Supply	5 VDC
Operating Temperature	-20 °C to 50 °C (-4 °F to 122 °F)
Dimensions	156 x 121 x 105 mm (6.2 x 4.8 x 4.2 inch)
Weight	0.3 kg (0.66 lb)
Power Consumption	0.36 W


Parking Guidance LED Screens				
Model	DS-TVL121-3-5D	DS-TVL121-6-5D	DS-TVL121-9-5D	DS-TVL121-3-5/H
Image				
Application	Indoor parking lot	Indoor parking lot	Indoor parking lot	Indoor parking lot (module)
Display Content	Supports 3 digits with 1 arrow display	Supports 6 digits with 2 arrow display	Support 9 numbers 3 arrow display	Supports 3 digits with 1 icon display
Display Color	Red/green/yellow/blue/cyan/magenta/white	Red/green/yellow/blue/cyan/magenta/white	Red/green/yellow/blue/cyan/magenta/white	Red/green/yellow/blue/cyan/magenta/white
Display Mode	Shift left, shift up, upward expanding, downward expanding	Shift left, shift up, upward expanding, downward expanding	Shift left, shift up, upward expanding, downward expanding	Real-time display
Scanning Mode	1/16 A model scanning	1/16 A model scanning	1/16 A model scanning	1/16 A model scanning
Display Screen Border	Black aluminum alloy border	Black aluminum alloy border	Black aluminum alloy border	Black aluminum alloy frame
Communication Mode	RS485/RJ45	RS485/RJ45	RS485/RJ45	RJ45
Power Supply	110 to 220 VAC	110 to 220 VAC	110 to 220 VAC	110 to 240 VAC
Power Consumption	Max. 14 W	Max. 28 W	Max. 50 W	Max. 14 W
Dimensions	584 x 226 x 89 mm (23.0 x 8.9 x 3.5 inches)	1133 x 226 x 89 mm (44.6 x 8.9 x 3.5 inches)	1682 x 226 x 89 mm (66.2 x 8.9 x 3.5 inches)	579 x 298 x 65 mm (228 x 117.3 x 25.6 inches)
Weight	5 kg (11.0 lb)	8 kg (17.6 lb)	11.3 kg (24.9 lb)	5.35 kg (11.8 lb)


Parking Guidance LED Screens	
Model	DS-TVL221-3-5/H
Image	
Application	Outdoor parking lot (module)
Display Content	Support 4 digits
Display Color	Red/Green/Yellow/Blue/Cyan/Magenta/White
Display Mode	Real-time display
Scanning Mode	1/8A Model Scanning
Display Scerrn Border	Black aluminum alloy frame
Communication Mode	RJ45
Pixel Pitch	5 mm
Luminance	4000 cd/m²
Viewing Angle	110°
Power Supply	110 to 240 VAC
Power Consumption	Max. 12 W
Dimensions	392 x 231.9 x 66 mm [154.3 x 91.3 x 25.6 inches]
Weight	4.65 kg (10.25 lb)




Parking Guidance LED Screens			
Model	DS-TVL121-3-5D/4	DS-TVL121-6-5D/4	DS-TVL121-9-5D/4
Image	 <div>NEW</div>	 <div>NEW</div>	 <div>NEW</div>
Application	Indoor parking lot	Indoor parking lot	Indoor parking lot
Display Content	Support 4 numbers 1 arrow display	Support 8 numbers 2 arrow display	Support 12 numbers 3 arrow display
Display Color	Red/green/yellow/blue/ cyan/magenta/white	Red/green/yellow/blue/ cyan/magenta/white	Red/green/yellow/blue/ cyan/magenta/white
Display Mode	Real-time display	Real-time display	Real-time display
Scanning Mode	1/16 A model scanning	1/16 A model scanning	1/16 A model scanning
Communication Mode	RJ45	RJ45	RJ45
Pixel Pitch	7 mm & 8 mm	7 mm & 8 mm	7 mm & 8 mm
Luminance	3800 cd/m²	3800 cd/m²	3800 cd/m²
Viewing Angle	110°	110°	110°
Power Supply	110 to 240 VAC	110 to 240 VAC	110 to 240 VAC
Power Consumption	Max. 19 W	Max. 33 W	Max. 47 W
Dimensions	695.5 x 226 x 88.5mm [273.8 x 89 x 26 inches]	1356 x 226 x 88.5mm [53.4 x 8.90 x 3.48 inches]	2016.5 x 226 x 88.5mm [79.4 x 8.90 x 3.48 inches]
Weight	5.35kg (11.8 lb)	10kg (22 lb)	14.5kg (31.96 lb)

Parking Guidance LED Screens			
Model	DS-TVL221-2-10P	DS-TVL222-2-10P	DS-TVL223-2-10P
Image	 <div>HOT</div>	 <div>HOT</div>	 <div>HOT</div>
Application	Outdoor parking lot	Outdoor parking lot	Outdoor parking lot
Display Content	Support 3 numbers 1 arrow display	Support 6 numbers 2 arrow display	Support 9 numbers 3 arrow display
Display Color	Red/green/yellow	Red/green/yellow	Red/green/yellow
Display Mode	Real-time display	Real-time display	Real-time display
Scanning Mode	Full lattice screen	Full lattice screen	Full lattice screen
Resolution	32 × 16	32 × 32	32 × 48
Module Size	320 × 160 mm [12.60 × 6.30 inches]	320 × 160 mm [12.60 × 6.30 inches]	320 × 160 mm [12.60 × 6.30 inches]
Number of Module	1	2	3
Communication Mode	RJ45	RJ45	RJ45
Power Supply	110 to 240 VAC	110 to 240 VAC	110 to 240 VAC
Power Consumption	Max. 30 W	Max. 60 W	Max. 90 W
Dimensions	362 × 202 × 110 mm [14.25 × 7.95 × 4.33 inches]	362 mm × 362 mm × 110 mm [14.25 × 14.25 × 4.33 inches]	362 mm × 522 mm × 110 mm [14.25 × 20.55 × 4.33 inches]
Weight	3 ± 0.2 kg [6.61 ± 0.44 lb]	6 ± 0.2 kg [13.23 ± 0.44 lb]	9 ± 0.2 kg [19.84 ± 0.44 lb]

Model	DS-TVL232-6-8P	DS-TVL236-3-5P	Model	DS-TVB200
Image	 <div>HOT</div>	 <div>HOT</div>	Image	
Application	Outdoor parking lot	Outdoor parking lot	Application	Parking lot
Display Color	Red/green/yellow/blue/ cyan/magenta/white	Red/green/yellow/blue/ cyan/magenta/white	Module Number	1-8
Resolution	96 x 32	/	Display Color	Red/green/yellow
Communication Mode	RJ45	RJ45	Pixel Pitch	10
Pixel Pitch	8 mm	5 mm	Viewing Angle	120° [H] / 120° [V]
Luminance	4500 cd/m²	5000 cd/m²	Luminance	4500 cd/m²
Viewing Angle	120° [H] / 120° [V]	120° [H]	Communication Mode	RJ45
Power Supply	110 to 240 VAC	110 to 240 VAC	Power Supply	110 to 240 VAC
Power Consumption	Max. 150 W	Max. 600 W	Power Consumption	1 module: 30 W 2 modules: 60 W 3 modules: 90 W 4 modules: 120 W 5 modules: 150 W 6 modules: 180 W 7 modules: 210 W 8 modules: 240 W
Dimensions	830 × 318 × 151 mm [32.68 × 12.52 × 5.94 inches]	480 × 960 mm [18.9 × 37.8 inches]	Dimensions	1 module: 700 × 2000 × 144 mm 2 modules: 700 × 2000 × 144 mm 3 modules: 700 × 2000 × 144 mm 4 modules: 700 × 2200 × 144 mm 5 modules: 700 × 2400 × 144 mm 6 modules: 700 × 2800 × 200 mm 7 modules: 700 × 3000 × 200 mm 8 modules: 700 × 3200 × 200 mm
Weight	18 kg [39.68 lb]	40 kg [88.2 lb]	Weight	1 module: 70 kg [154.3 lb] 2 modules: 70 kg [154.3 lb] 3 modules: 70 kg [154.3 lb] 4 modules: 75 kg [165.3 lb] 5 modules: 80 kg [176.4 lb] 6 modules: 90 kg [198.4 lb] 7 modules: 95 kg [209.4 lb] 8 modules: 100 kg [220.5 lb]
Ingress Protection	IP54	IP54	Lifespan	100,000 hours

Parking Inquiry Machines	
Model	DS-TPW332-C
Image	
Operating System	Android 7
Resolution	1920 × 1080
Screen Size	31.5 inch, 698.4 mm (H) × 392.85 mm (W) (27.50" × 15.47")
Display Size (H x V)	31.5 inch, 698.4 mm (H) × 392.85 mm (W) (27.50" × 15.47")
Brightness	300 cd/m²
Display Viewing Angle	89°/89°/89°/89° (L/R/U/D)
Response Time	12 ms
Touchscreen	LCD, IR touch screen
Touch Point	10 touch points
Brightness	300 cd/m²
Housing Material	Aluminum alloy brushed surface frame and hardware back case
Interface	1 × RJ45, 1 × power, 2 × USB, 1 × TF card, 1 × AUDIO IN, 1 × AUDIO OUT, 2 × speaker (5w)
CPU	Cortex-A17, 4 core, 1.8 GHz
Memory	2 G
Network Storage	8 G
Power Consumption	Max. 70 W (standby consumption: 5 W)
Power Supply	100 to 240 VAC
Dimension	775 × 472 × 74 mm (30.5 × 18.6 × 2.9 inches)
Weight	16 kg (35.27 lb)
Installation Mode	Vertically or horizontally wall-mounted (optional K-shape base)

Parking Servers	
Model	DS-TPM400-P
Image	
Operating System	Embedded Linux
Operation Interfaces	WEB
CPU	High performance ARM A17 digital media processor
Network Video Input	Access of 16 dual cameras and 32 parking cameras
Alarm Input	3-ch alarm input
Alarm Output	3-ch alarm output
RS485 Interface	2 RS485 interfaces
USB Interface	1 USB2.0 interface, 1 USB3.0 interface
Network Interface	16 × 100 M internal Ethernet interfaces, including 8 HIKVISION POE Ethernet interfaces; 4 × 1000 M external Ethernet interfaces
Opetical Interface	1 optical interface
Data Storage	Parking camera-captured pictures and video storage, supports up to 6 HDD
Data Upload	Supports data upload and video stream transfer
Power Supply	200 to 240 VAC (Default) / 100 to 120 VAC
Power Consumption	500 W
Dimensions	410 × 130 × 540 mm (16.1 × 5.1 × 21.2 inches)
Weight	15 kg (33.1 lb)

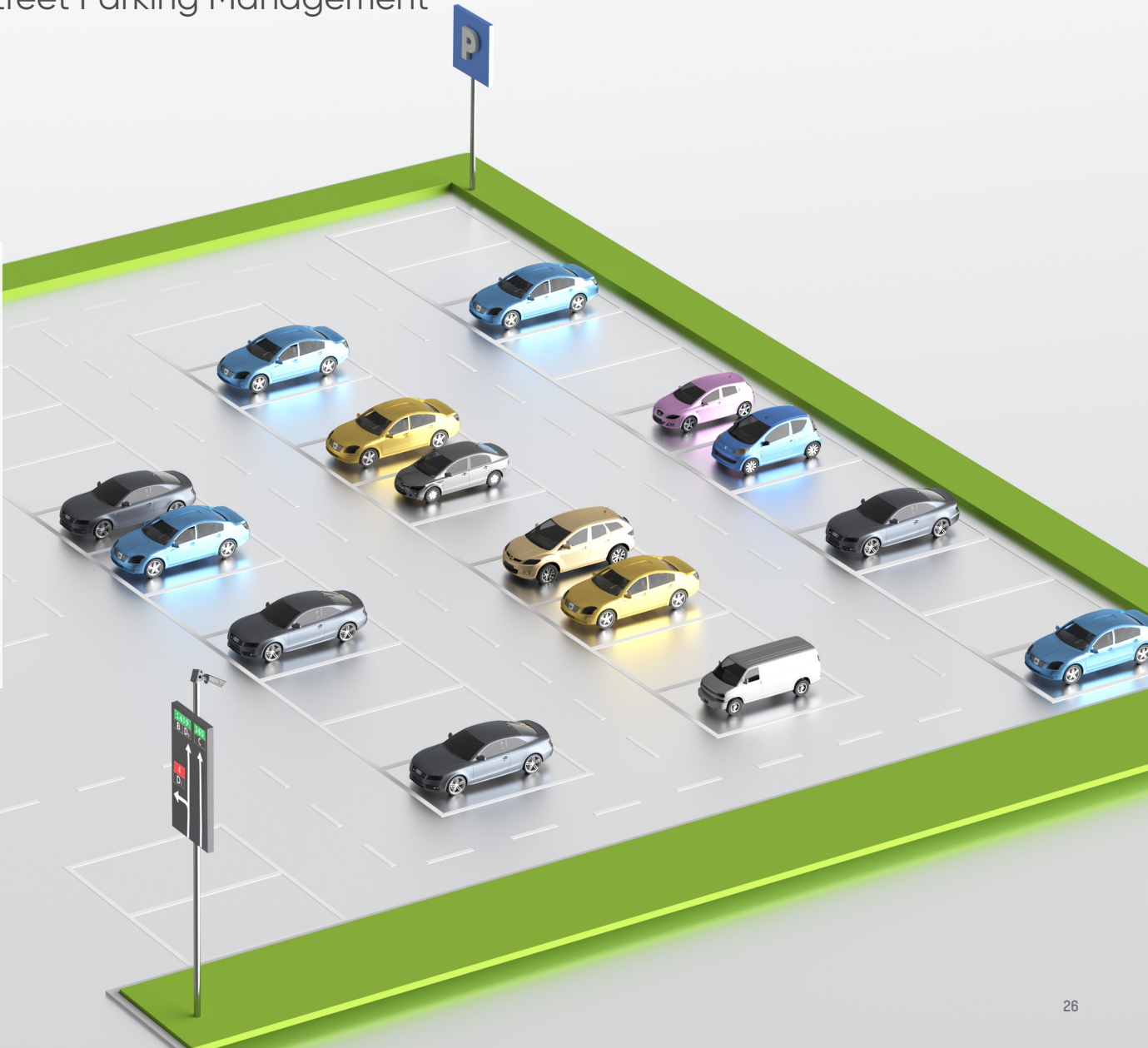
Model	L800-R35	L300-R35	DS-TPW001-1
Image			
Appearance	White	White	Sliver
Material	SPCC	SPCC	Cold-rolled sheet
Dimensions	800 × 73 × 90 mm (31.5 × 2.87 × 3.54 inches)	300 × 73 × 90 mm (11.81 × 2.87 × 3.54 inches)	450 × 500 × 960 mm (17.72 × 19.68 × 37.80 inches)
Weight	1.08 kg (2.38 lb)	0.46 kg (1.014 lb)	18 kg (39.68 lb)
Related Products	DS-TCP140-B(E)/DS-TCP440-B(E)/DS-TCP440-DB(E)/DS-TCP440-B(ES)/DS-TCP440-DB(ES)/DS-TCP506/DS-TCPC06	DS-TCP140-B(E)/DS-TCP440-B(E)/DS-TCP440-DB(E)/DS-TCP440-B(ES)/DS-TCP440-DB(ES)/DS-TCP506/DS-TCPC06	/

Parking Management

On-Street Parking

Streamline Urban Mobility with On-Street Parking Management

Insufficient on-street parking causes delays, congestion, and disorder in urban areas. Hikvision's solution uses advanced video analysis to accurately monitor parking occupancy, streamlining management and reducing manual work. This improves driver convenience and allows operators to optimize parking management, significantly cutting traffic congestion and enhancing urban operational efficiency.



On-Street Parking
ANPR Bullet Cameras

Monitor parking and space status via license plate recognition

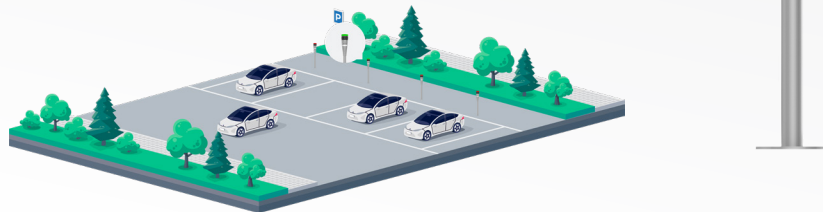
- Suitable for single-row, double-row, and 90-degree perpendicular parking
- Record and capture parking processes
- Track vehicles for accurate detection



On-Street
ANPR Pole

Each ANPR Pole monitors one parking space efficiently

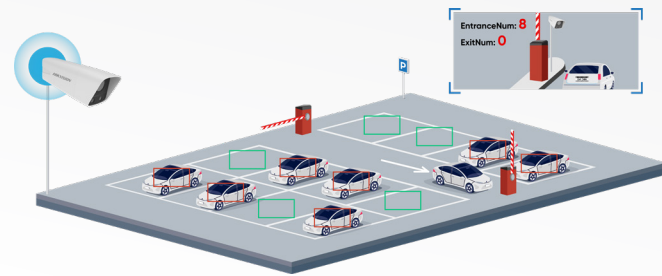
- Detect and record vehicle entry and exit
- Supplement blind spot coverage



Parking Space
Detection Cameras

Offer multiple detection methods for various scenarios

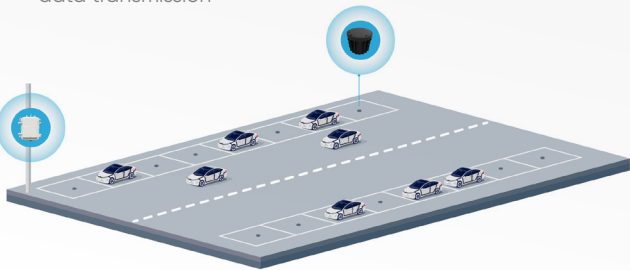
- Monitor space availability
- Capture images and videos of incidents
- Count vehicles at entrances and exits






Geomagnetic
Management System


Sensor-based technology for real-time outdoor parking guidance via wireless communication


- Use LoRa/LoRaWAN for wireless data transmission
- Dual-mode Geomagnetic Detectors for real-time parking space detection
- Communication between the geomagnetic manager and sensors for parking space status retrieval and data transmission





On-street Parking Camera

Model	IDS-TCR803-G	DS-TCL400-E	IDS-TCR204-E
Image			
Image Sensor	1/1.8" Progressive Scan CMOS	1/1.8" Progressive Scan CMOS	1/3" Progressive Scan CMOS
Min. Illumination	Color: 0.009 Lux B/W: 0.0001 Lux	Color: 0.04 Lux (F1.6, AGC ON) B/W: 0.02 Lux (F1.6, AGC ON)	Color: 0.019 Lux @ (F1.9, AGC OFF) B/W: 0.011 Lux @ (F1.9, AGC OFF)
Shutter Speed	1/70 s to 1/40,000 s	1/30 s to 1/100,000 s	1/30 s to 1/100,000 s
Lens	Auto, vari-focal lens, motor-driven lens	Fixed	Auto, vari-focal lens, motor-driven lens
Focal Length	4 to 11 mm / 11 to 55 mm	2.8 mm	3.1 to 6 mm
Day/Night Switch	Supported	Supported	Supported
Video Compression	H.265/H.264/MJPEG	H.265/H.264/MJPEG	H.265/H.264/MJPEG
Video Bit Rate	32 Kbps to 16 Mbps	32 Kbps to 16 Mbps	32 Kbps to 16 Mbps
Max. Resolution	3840 × 2160	2688 × 1520	1920 × 1200
Frame Rate	25 fps	25 fps	25 fps
Picture Format	JPEG	JPEG	JPEG
Supplement Light	3 LED supplement lights, 850 nm, angle: 40°	White light	White light
Protocols	License plate recognition, detection of vehicles entering/exiting parking spaces, status detection of parking spaces, detection of vehicles parked over multiple spaces, and detection of vehicles parked over lines	License plate recognition, detection of vehicles entering/exiting parking spaces, status detection of parking spaces, detection of vehicles parked over multiple spaces, and detection of vehicles parked over lines	detection of vehicles entering/exiting parking spaces, status detection of parking spaces, intelligent detection
	TCP/IP, ICMP, HTTP, HTTPS, FTP, DHCP, DNSDDNS, RT, RTSP, RTCP, NTP, SNMP, OTAP	TCP/IP, ICMP, HTTP, HTTPS, FTP, DHCP, DNSDDNS, RT, RTSP, RTCP, NTP, SNMP, OTAP	TCP/IP, ICMP, HTTP, HTTPS, FTP, DHCP, DNSDDNS, RT, RTSP, RTCP, NTP, SNMP, OTAP
Interface	1-ch audio input 1-ch audio output 2-ch alarm input 2-ch alarm output 1 RS4851 1RJ45 10 M/100 M/1000 M self-adaptive Ethernet interface	1 RS485 1 RS232 2 RJ45 10 M/100 M/1000 M self-adaptive Ethernet interface	1-ch audio output 1-ch alarm inputs 1-ch alarm output 1 RS485 1 RS232 1 RJ45 10 M/100 M/1000 M self-adaptive Ethernet interface
	1 TF card slot, up to 1 TB	/	/
Menory Card Slot	1 TF card slot, up to 1 TB	/	/
Operating Temperature	-30°C to 70°C [-22°F to 158°F]	-20 °C to 70 °C [-4 °F to 158 °F]	-20 °C to 70 °C [-4 °F to 158 °F]
Operating Humidity	5% to 95% @ 40°C (without condensation)	5% to 95% @ 40°C (without condensation)	5% to 95% @ 40°C (without condensation)
Power Supply	POE 12 to 24 VDC wide voltage	12 to 24 VDC Hik-PoE (with DS-TPM400)	12 to 24 VDC wide voltage
Ingress Protection	IP67	IP67	IP67
Dimensions	428.5 × 120 × 132.8 mm [16.9 × 4.72 × 5.2 inches]	114.3 × 114.3 × 917.5 mm [4.5 × 4.5 × 36.1 inches]	237.77 × 80 × 80 mm [9.4 × 3.2 × 3.2 inches]
Weight	3.5 kg (7.7 lb)	2 kg (4.4 lb)	0.725 kg (1.6 lb)
Power Consumption	15 W	10 W	5.4 W

Geomagnetic Management System		
Model	DS-TDP110-L	DS-TDP110-S
Image	 <small><NEW</small>	 <small><NEW</small>
Communication Mode	LoRaWAN	LoRa
Heartbeat Interval	60 to 43200 s	60 to 43200 s
Detector ID	16 BitID	16 BitID
Receiving Sensitivity	-129 dBm	-129 dBm
Max. Working Current	150 mA	150 mA
Sleeping Current	30 uA	30 uA
Device Working Time	10 ms	10 ms
Max. Detection Distance	2 m	2 m
RF Band	Default EU868 MHz, supports CN470/ IN865/RU864/EU868/US915/AU915/ KR920/AS923-1&2&3&4	Default 470MHz band
RF Interconnection Distance	150 m in open air (depending on RF power and environment)	60 m in open air (depending on RF power and environment)
RF Transmission Rate	4800 bps	4800 bps
RF Transmitting Power	+23 dBm Max (depending on national policy)	+23 dBm Max (depending on national policy)
Operating Temperature	-34 °C to +74 °C [-29.2F to 165.2°F]	-34 °C to +74 °C [-29.2F to 165.2°F]
Power supply	3.6 V	3.6 V
Dimensions	φ 114 × h 94 mm [φ 4.49 × h 3.70 inches]	φ 114 × h 94 mm [φ 4.49 × h 3.70 inches]
Weight	0.565 kg (1.25 lb)	0.565 kg (1.25 lb)
Lifespan	5 years	5 years
Installation Mode	Built-in type; the upper surface is flush with the ground	Built-in type; the upper surface is flush with the ground

Model	DS-TDP210-ST
Image	 <small><NEW</small>
Detector ID	32 BitID
Receiving Sensitivity	-110 dBm
RF Band	Default 470 MHz
RF Interconnection Distance	Detector to receiver: Typical value 60 m (depending on RF power and environment)
RF Transmitting Power	+15 dBm
Group ID	0 x 2FFF
Max. Access	60
Network Capacity	Max. 80 managers
RF Channel	Up to 32 channels
Operating Temperature	-34 °C to +74 °C [-29.2F to 165.2°F]
Power supply	12 VDC/POE
Dimensions	220 × 310 × 110 mm [8.66 × 12.20 × 4.33 inches]
Weight	0.862 kg (1.90 lb)
Material	Aluminum

Model	DS-TDP210-LT
Image	 <small><NEW</small>
Antenna	2 external antenna interfaces with N-type female connectors and a characteristic impedance of 50Ω
Channel	8 (full duplex/half duplex)
Frequency Band	Default EU868 MHz, supports CN470/ IN865/RU864/EU868/US915/AU915/ KR920/AS923-1&2&3&4
Receiving Sensitivity	-140 dBm @292 bps
Transmitting Power	Max. 27 dBm
Protocol	V1.0 Class A/Class B/Class C and V1.0.2 Class A/Class B/Class C
Frequency Range	860-930 MHz
Gain	5 dBi
Max. Access	200
Voltage Standing Wave Ratio	≤2.0
Polarization Type	Vertical
Horizontal Beamwidth	Horizontal: 360° Vertical: 45°
Out-of-Roundness	1.5 dB
Interface	1 x RJ45 10/100/1000 Mbps Built-in antennas: 1 for WiFi, 1 for cellular network, and 1 for GPS 1 x Type-C port Built-in watchdog timer, real-time clock, and timer
Operating Temperature	-40 °C to +70 °C [-40 °F to 158 °F]
Power Supply	12 VDC/POE
Dimensions	240 × 164 × 90.9 mm [9.45 × 6.45 × 3.58 inches]
Power Consumption	≤4.8 W
Installation Mode	Wall hanging or pole mounting
Ingress Protection	IP67


Parking Terminal	
Model	DS-TPE400-E
Image	
Operating System	Embedded Linux
Operating Interface	WEB
Hard Disk Storage	1 × 3.5" SATA hard disk and 1 × 2 TB hard disk. Up to 8 TB hard disk is supported
Indicators	Power/Alarm/Hard Disk/Working
Network Interface	4 × 100 M Ethernet interfaces, 2 × 10 M/100 M/1000 M self-adaptive Ethernet interfaces, and 2 × gigabit SFP optical fiber interfaces
Interfaces	1-ch audio output
	1-ch alarm input
	1-ch alarm output
	2 RS232
	1 RS485
Data Storage	1 USB 2.0
	Supports storage of roadside parking vehicle information, including videos and pictures
	Supports video storage
Data Upload	Supports Automatic Network Replenishment (ANR) and manual re-upload options for traffic data
Power Supply	100 to 240VAC With 12V/5A adapter inside
Power Consumption	20 W
Dimensions	245 × 175 × 60 mm [9.65 × 6.89 × 2.36 inches]
Weight	2.0 kg (4.4 lb) (with 1 hard disk)
Operating Temperature	-30 °C to 70 °C [-22 °F to 158 °F]



HikCentral Professional Parking Lot Management

Simplify parking lot management with HikCentral Professional

- Transitioned from card/ticket systems to ANPR camera-based touch-free authentication, reducing peak hour congestion
- Enhanced parking experience with guidance screens displaying available spots, car location, and quickest exit routes
- Flexible payment options: manual charge and prepayment available



Application Scenarios

Industrial parks, office buildings, residential communities, supermarkets, airports, train stations, schools, hotels, and more.



Modules and Functions

Entrance & Exit

Vehicle Authentication

Entry & Exit Rules

Booth Operation

Vehicle Records

Video Intercom

Parking Fee

Fee Policy Management

Parking Payment Record

Payment Options

Toll Station/Pay at Booth/Account Top-up

Parking Guidance

Available Space & Direction Display

Space Management

Self-Service Car Location Inquiry

Operation & Management

Incident Handling

Call Handling

Management
via E-Map

Record Retrieval

Vehicle Statistics

Fee Statistics

Devices



Vehicle Access Control Management



Parking Charge



Parking Guidance



On-Street Parking



SDK ISUP

OpenAPI



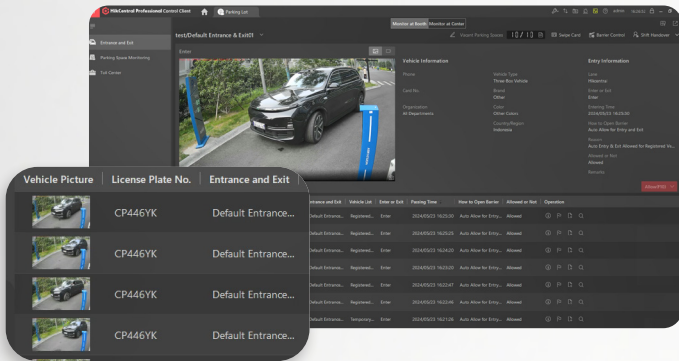
Modules and Functions for Vehicle Access Control Management

Vehicle Release Management

Parking management with **HikCentral Professional** includes grouping vehicles by type (registered, temporary, special groups), assigning different lanes for entrance and exit, and configuring release rules based on time and holidays.

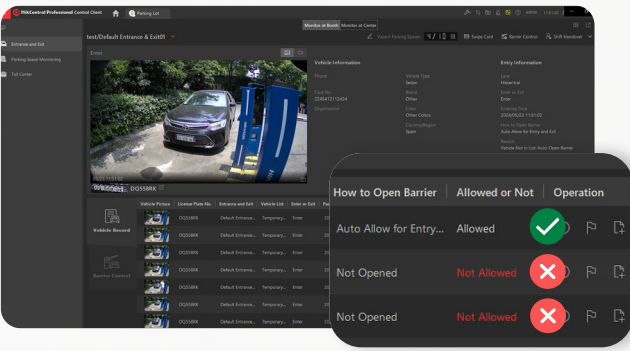
License plate management

Categorize vehicles into **fixed**, **visitor reservation**, and **blacklist categories**.



Card management

Configure authentication methods to ensure consistency with vehicles and individuals.



Fee policies

Configurable rules for **temporary** and **listed vehicles**, supporting various fee calculation methods.

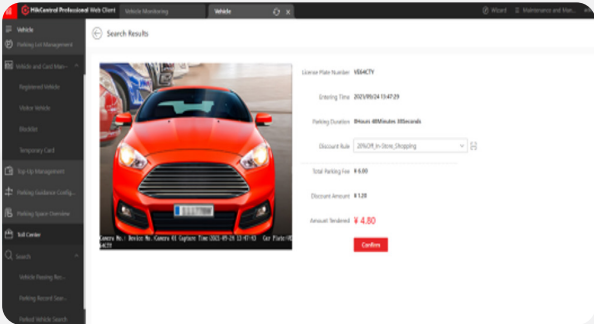
Parking Fee Notice E	Parking Fee Notice	Parking Fee Not	Parking Fee Notice Example	
Free parking within 30 minutes	Free parking within 30 minu	Free parking within 30 m	Free parking within 30 minutes.	
Parking Duration	Parking Duration	Parking Duration	Parking Duration	Rates
Within 1 Hours (Initial	Free parking within 2	Daytime (08:00 - 21:00	08:00-12:00	\$2/Half an Hour Max. Fee\$12
Parking Duration)	minutes.	Nighttime (21:00 -	12:00-20:00	\$3/Half an Hour Max. Fee\$12
Over 1 Hour	2-hour	08:00)	20:00-08:00	\$4/Half an Hour Max. Fee\$12
Max. Fee for All-Day	4-hour	Max. Fee for All-Day	Max. Fee for All-Day	
Parking	Max. Fee for All-Day	Parking	Parking	\$50
The vehicles parked for more 1	The vehicles parked for mor	The vehicles parked for 1	The vehicles parked for more than 24 hours	
will be charged again accordi	will be charged again accord	will be charged again ac	will be charged again according to the rules	
above.	above.	above.	above.	

Fee Management

Supports various billing and discount rules tailored to different vehicle types (temporary, fixed-period, listed).

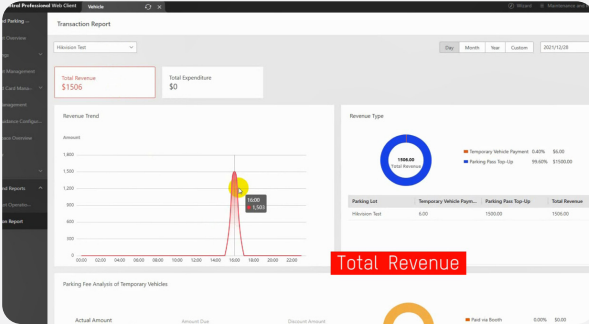
Primary interface

Enables **ANPR**-based billing for entry and exit times, alongside self-service **ticketing via card swipe** or **ticket box**.



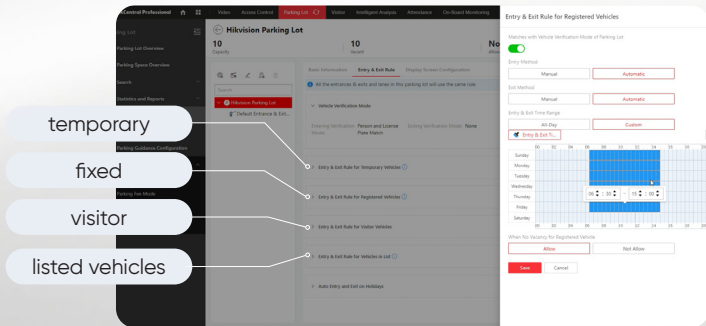
Fee management

Provides statistics and records for parking fees, with graphical revenue presentation for operational and loss prevention analysis.



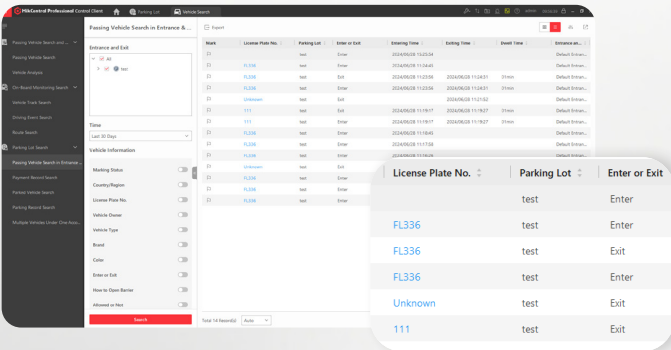
Release rule configuration

Define specific release rules tailored for temporary, fixed, visitor, and listed vehicles.



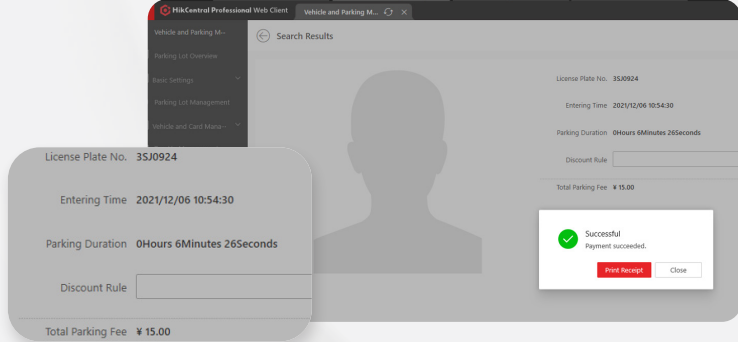
Passage data management

Booth and backend staff can monitor real-time vehicle passages and query records based on conditions.



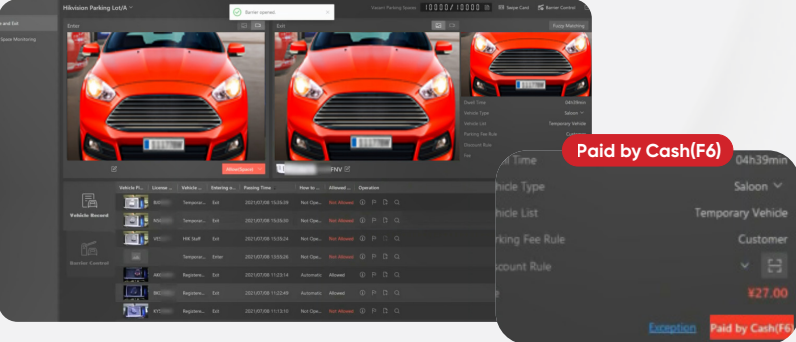
Fee statements

Displays entry time, parking duration, and fees upon receipt scanning or manual license plate entry. Discounts applied based on preset rules for coupon scanning.

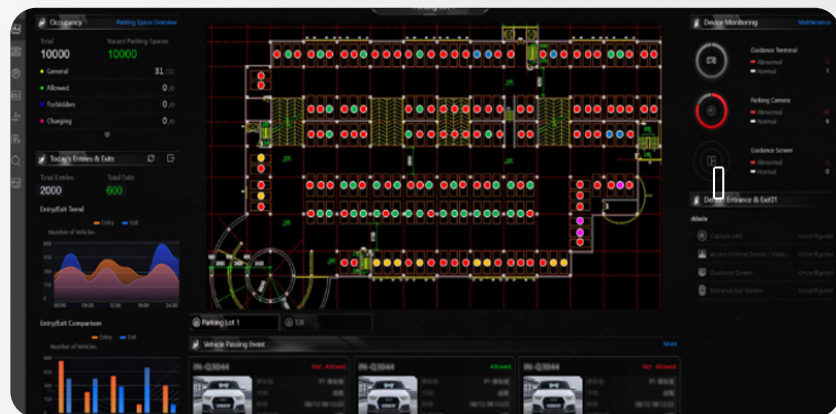


Payment handling

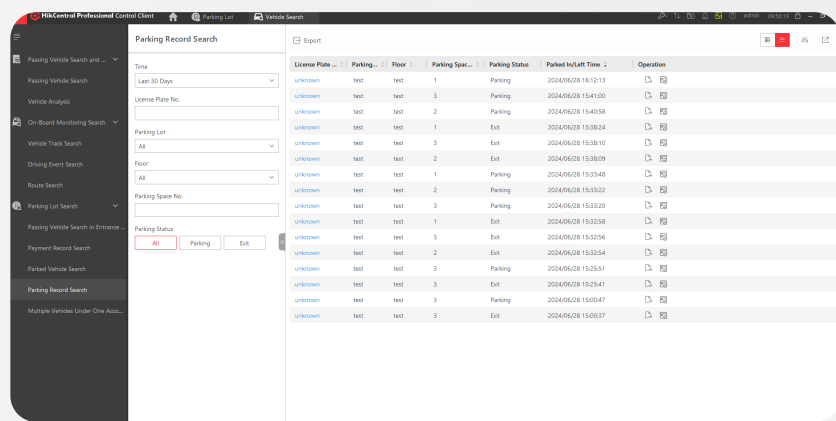
Centralized web software assists payment personnel at booths for streamlined transactions with drivers.



Modules and Functions for Parking Lots



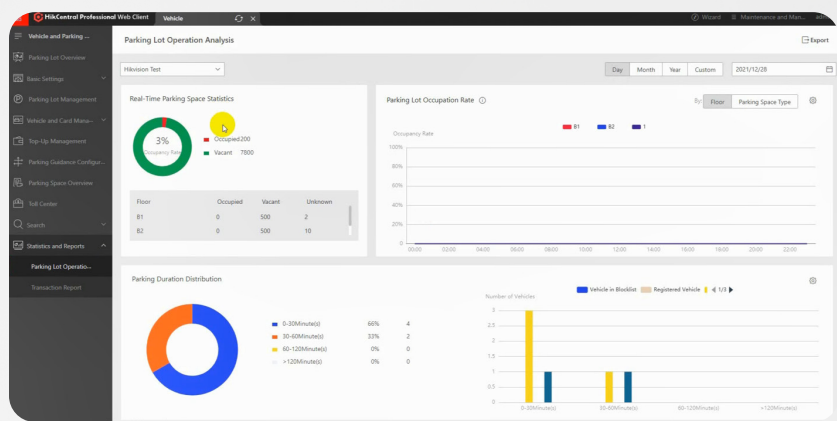
- Types of parking space: Special and dedicated parking space management
- Parking space status display: Vacant, occupied, unknown, overtime parking, and parking violations
- Overtime parking management



- Query options: Allows queries by time, license plate number, parking Lot, floor, parking space number, and parking status



- Self-service parking location inquiry
- Parking space location indication on E-map



- Report management: Provides various report analyses for data statistics

Headquarters

No.555 Qianmo Road, Binjiang District,
Hangzhou 310051, China
T +86-571-8807-5998
Business: overseasbusiness@hikvision.com
Technical Support: support@hikvision.com

Hikvision Australia
T +61-2-8599-4233
salesau@hikvision.com

Hikvision Azerbaijan
T +994 50 369 81 57
Azerbaijan.CATC@hikvision.com

Hikvision Brazil
T +55-11-3318-0050
Latam.support@hikvision.com

Hikvision Canada
T +1-866-200-6690
sales.canada@hikvision.com

Hikvision Colombia
sales.colombia@hikvision.com

Hikvision Czech
T +420 29 6182640
info.cz@hikvision.com

Hikvision Egypt
T +20223066117
sales.eg@hikvision.com

Hikvision Europe
T +31 23 5542770
sales.eu@hikvision.com

Hikvision France
T +33(0)1 85 330 450
info.fr@hikvision.com

Hikvision Germany
sales.dach@hikvision.com

Hikvision Hong Kong , China
sales.hk@hikvision.com

Hikvision Hungary KFT
info.hu@hikvision.com

Hikvision India
T +91-22-6855 9944
sales@pramahikvision.com

Hikvision Indonesia
T +6221 2933 9366
Sales.Indonesia@hikvision.com

Hikvision Israel
T +972 79 5555590
sales.israel@hikvision.com

Hikvision Italy
T +39 0438 6902
info.it@hikvision.com

Hikvision Kazakhstan
T +7 (727) 291-75-88
support@hikvision.kz

Hikvision Kenya
wangchengbin@hikvision.com

Hikvision Korea
T +82-1661-8138
sales.korea@hikvision.com

Hikvision Malaysia
T +60327224000
sales.my@hikvision.com

Hikvision Mexico
T +52 55 2624 0110
sales.mexico@hikvision.com

Hikvision New Zealand
T 09 217 3127
salesnz@hikvision.com

Hikvision New Panama
Sales.centralamerica
@hikvision.com

Hikvision Pakistan
T +92-2135147526
support.pk@hikvision.com

Hikvision Philippines
support.ph@hikvision.com

Hikvision Poland
T +48 22 460 01 50
info.pl@hikvision.com

Hikvision Russia
T +7-495-669-67-99
saleru@hikvision.com

Hikvision Romania
marketing.ro@hikvision.com

Hikvision Singapore
T +65 6684 4718
sg@hikvision.com

Hikvision South Africa
T +27 877018113
sale.africa@hikvision.com

Hikvision Spain
T +34 91 737 16 55
info.es@hikvision.com

Hikvision Tashkent
T +99-87-1238-9438
uzb@hikvision.ru

Hikvision Thailand
sales.thailand@hikvision.com

Hikvision Turkey
T +90 216 521 70 70
support.tr@hikvision.com

Hikvision UAE
T +971-4-4432090
salesme@hikvision.com

Hikvision UK & Ireland
T +44(0)1628 902 140
info.uk@hikvision.com

Hikvision Uzbekistan
T +998-71-233-55-50
uzbekistan@hikvision.com

Hikvision USA
T +1-909-895-0400
sales.usa@hikvision.com

Hikvision Vietnam
T +84 24 7300 7586
sale.vn@hikvision.com

PRODUCT QUICK GUIDE
PARKING MANAGEMENT SYSTEM

2024



www.hikvision.com
support@hikvision.com



HIKVISION®