

MANAGING YOUR NVR IS NOW EASIER THAN EVER

Only three steps to get live view

Available models: non-PoE 71Q Series V3.4.104



Tips

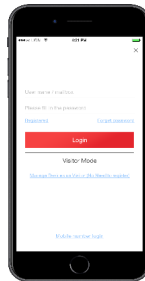
- The NVR and cameras should be in the same network
- Cameras to be connected should be inactive
- The number of connected cameras should not exceed the NVR capacity

Visitor Access Mode

Available models: non PoE 71Q Series V3.4.104



Hik-Connect
V3.7.8



Visitor Mode



Access
NVR QR Code

*Note: The version of Hik-Connect should be V3.7.8 or above V3.7.8



Hik-Connect

By scanning the NVR QR code with the Hik-Connect app, you can access and operate the NVR without registration or login. Download the Hik-Connect app using the following methods

Scan the QR code with your phone
Go to App Store or Google Play and search "Hik-Connect"


Self-Service NVR Unbinding

Available models: non PoE 71Q Series V3.4.104



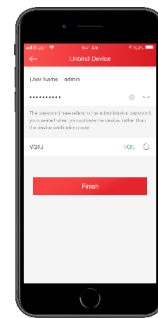
1

Scan the NVR QR code with the Hik-Connect app



2

Click the "Unbind Device" button



3

Enter the NVR password and verification code

*Note: Make sure the NVR and the phone are in the same LAN when you unbind the NVR and the version of Hik-Connect should be V3.7.8 or above V3.7.8



Headquarters
No.555 Qianmo Road, Binjiang District,
Hangzhou 310051, China
T +86-571-8807-5998
overseasbusiness@hikvision.com

