

# Deleting a Hik-Connect Device

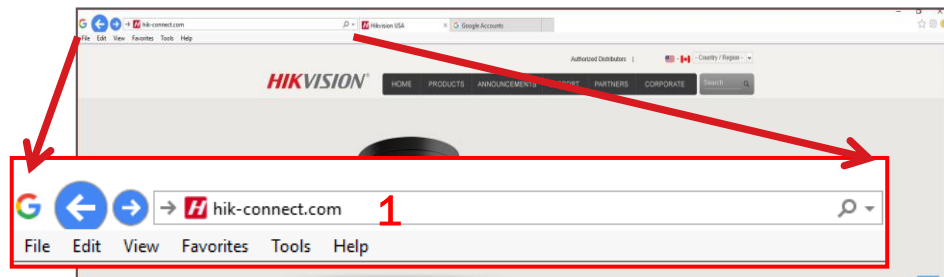
## via Internet Explorer Using a PC

**GREAT PRODUCTS. GREATER PARTNERSHIPS.™**

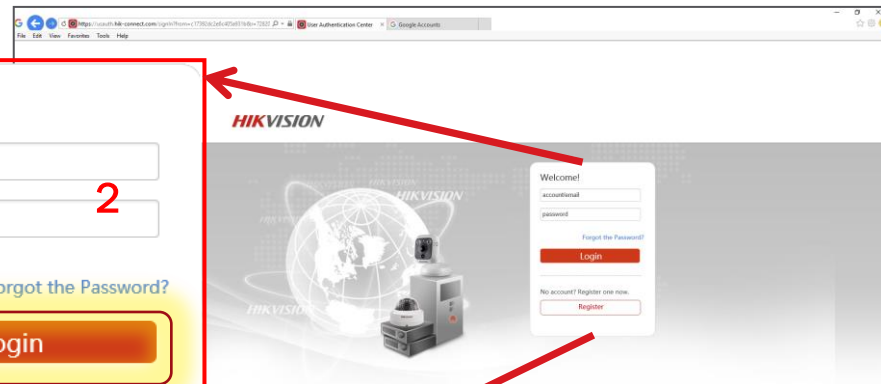
**HIKVISION®**

# Access Your Account

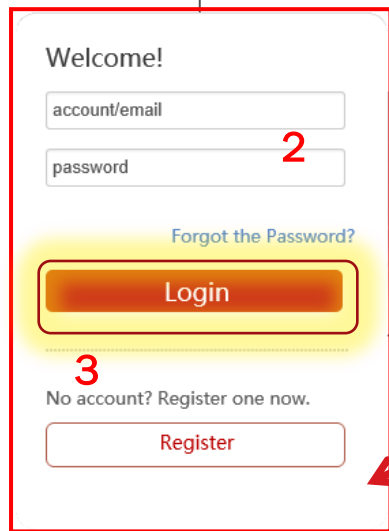
- Type Hik-Connect.Com into browser location bar [1]



- On main page, enter your User Name or Email or Mobile Phone Number and Password [2]



- Click LOGIN [3]



# Access the Device Management Tab

- In the Device Management Tab identify the device to be deleted [4]

HIKVISION hik\_connect\_test | English

Device Management Device Serial No. Search by Device Serial No. Add

Device Domain	Device Serial No.	IP/Port No.	Device Status	Device Operation
497553057	497553057	68.129.421.132	Online	
657836790	657836790	70.422.32.191	Online	

- Click on the “Trash Can” (Delete) icon [5]
- In the pop-up click OK [6]
- Deletion will be confirmed [7]

Delete

Are you sure you want to delete the device from this account?

Cancel OK

Deleted. 7