

# HQ eLearning Portal Registration

**HIKVISION eLearning** General Security Certification Hikvision Security Certification My Learning

**HCSA-VMS Upgrade**

## **Upskill Yourself Step by Step**

Unlock an Online Practice Platform—Skilllearn

**Start building skills today**

Hikvision eLearning platform aims to help security-industry practitioners enhance their professional competence through learning and certification. The platform also provides preliminary training and insights for those who wish to start out in the security industry. We welcome installers, integrators, engineers, students, and anyone else who is interested in the security industry to use this eLearning platform for training and certification.

[FAQ](#)

# eLearning Portal Sign Up Process

**HIKVISION**

This is the main link

Go here : <https://elearning.hikvision.com/au/>



Once page has finished loading.....

Click on the icon highlighted and select Sign Up

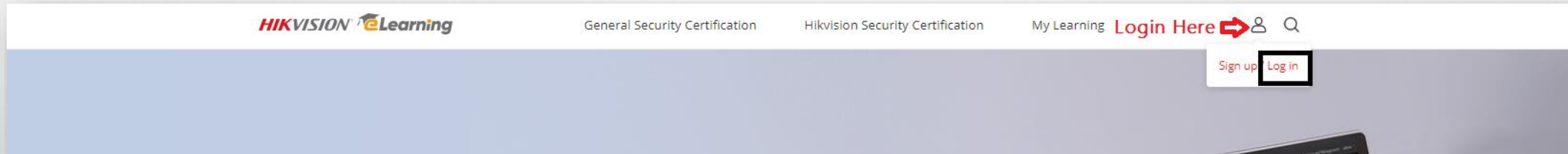
If you already have a Hik-Partner Pro account then you can use your username and password to login...

This is also called OneHikID ....See next Page for details

# eLearning Account Log in

**HIKVISION**

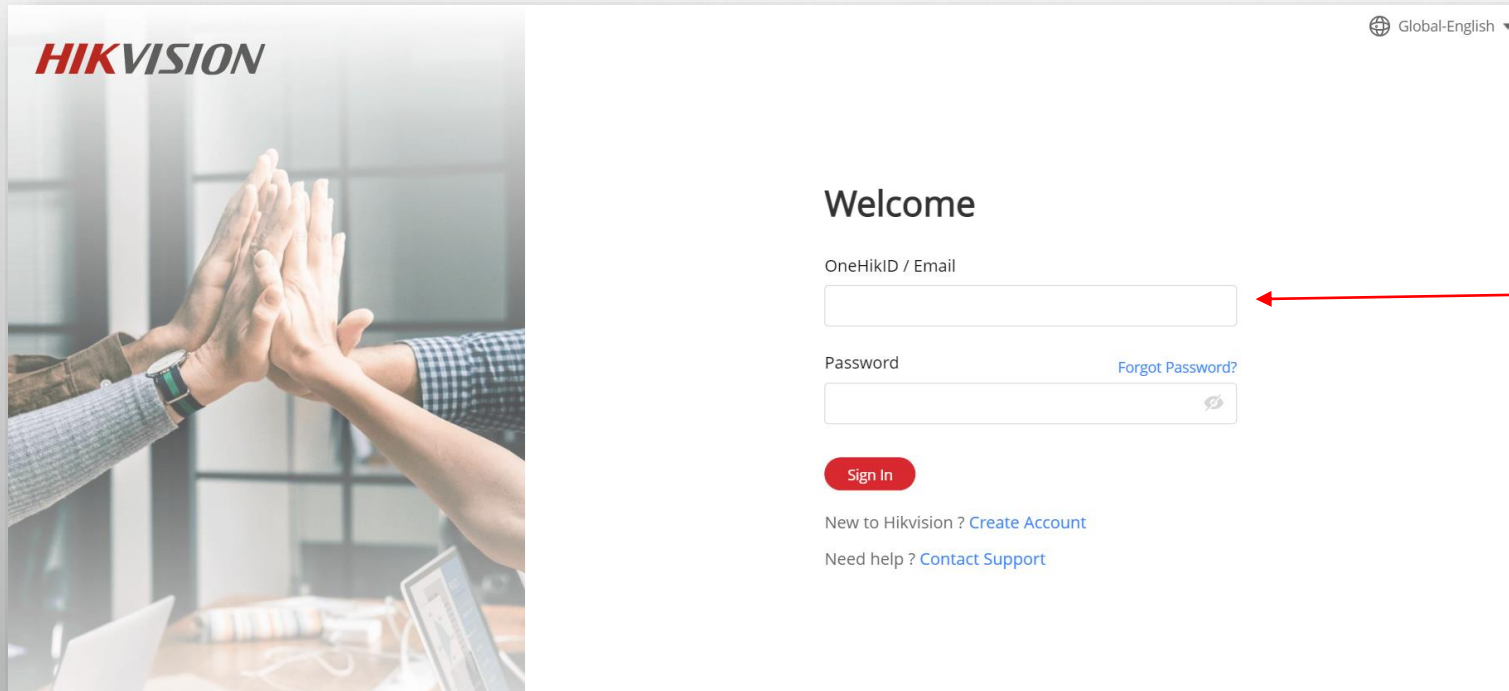
Once registration is complete you can login here  
<https://elearning.hikvision.com/au/>



# eLearning Account Log in

**HIKVISION**

<https://elearning.hikvision.com/au/>



The screenshot shows the Hikvision eLearning login interface. On the left is a vertical banner image showing several hands clapping in a high-five gesture. The main content area is white and contains the following elements: the Hikvision logo in the top left; a 'Global-English' language selector in the top right; a 'Welcome' heading; a text input field labeled 'OneHikID / Email'; a text input field labeled 'Password' with a 'Forgot Password?' link and an eye icon; a red 'Sign In' button; and two links at the bottom: 'New to Hikvision ? Create Account' and 'Need help ? Contact Support'.

**HIKVISION**

Global-English ▼

## Welcome

OneHikID / Email

Password [Forgot Password?](#)

[Sign In](#)

New to Hikvision ? [Create Account](#)

Need help ? [Contact Support](#)

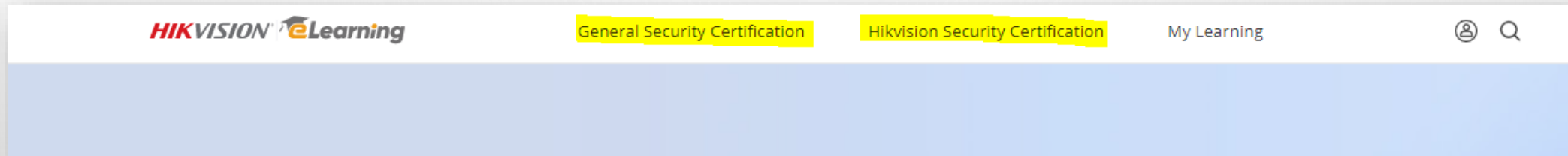
Login details are what you used to register.  
Or alternate use your Hik-Partner Pro account  
logon details.



# eLearning Course Groups

**HIKVISION**

After you login, select the type of course you would like to start.



There are two course groups..

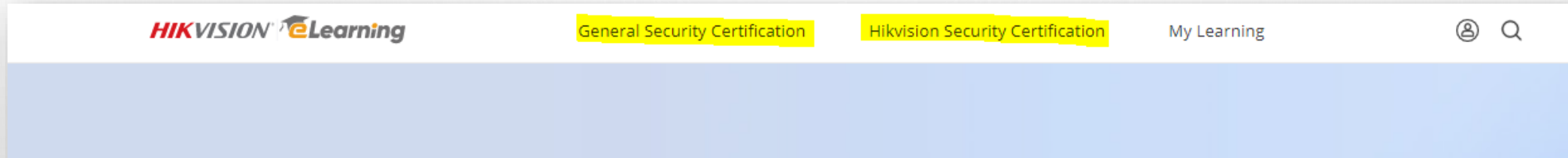
General Security Certification (no approval required, anybody can do the courses in this group)

Hikvision Security Certification (Approval required, once course selected wait for Hikvision trainers to approve application)

# eLearning Course Groups



After you login, select the type of course you would like to start.



## General Security Certification

This program is open to anyone who would like to start a career in the security industry. Our training courses are designed to help industry practitioners from different backgrounds quickly grow and achieve goals.

You will be qualified as a ***Certified General Security Associate*** or Certified General Security Professional once you finish the relevant courses and exams.

The General Security Certification Program focuses on the universal knowledge and skills needed in the security industry, from technical principles to typical solution design.

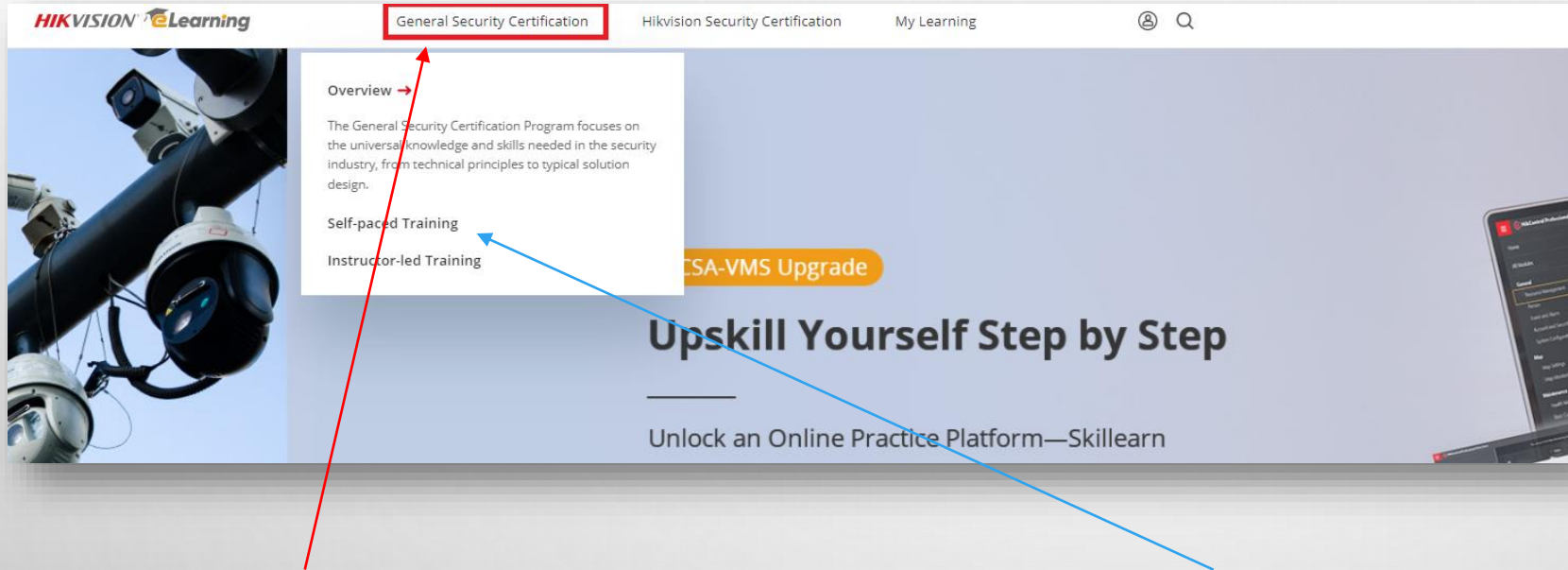
## Hikvision Security Certification

This program is open to security professionals who need to deploy Hikvision systems and look for ways to prove their skill and expertise in the security industry.

You will be qualified as a ***Hikvision Certified Security Associate***.

The Hikvision Security Certification Program (HCSA certification) revolves around Hikvision products and solutions, covering system configuration, operation, troubleshooting, and more.

# General Security Certification



**Step 1** Highlight General Security Certification and select Self-Paced Training

General Security Certification

CGSA – CCTV (Anyone can do this course, it's general CCTV knowledge, no application process)



# General Security Certification

HIKVISION®

HIKVISION TeLearning

General Security Certification Hikvision Security Certification My Learning

Self-paced Training

Course Filters

Type key words here

Certification Type: All CGSA

Certification Subtype: All CCTV

Course Requirement: All Compulsory Elective

Reset

Video Security Network Basics

By the end of this course, you will firstly understand the basic theory of network; ...

CGSA | CCTV | 2 Credits

Security Industry Bundled Software

By the end of this course, you will understand general knowledge of securi...

CGSA | CCTV | 2 Credits

NVR Key Functions and Applicatio...

By the end of this course, you will be familiar with basic knowledge of NVR, ...

CGSA | CCTV | 2 Credits

Audio and Video Fundamental

By the end of this course, you will understand the applications using audio...

CGSA | CCTV | 2 Credits

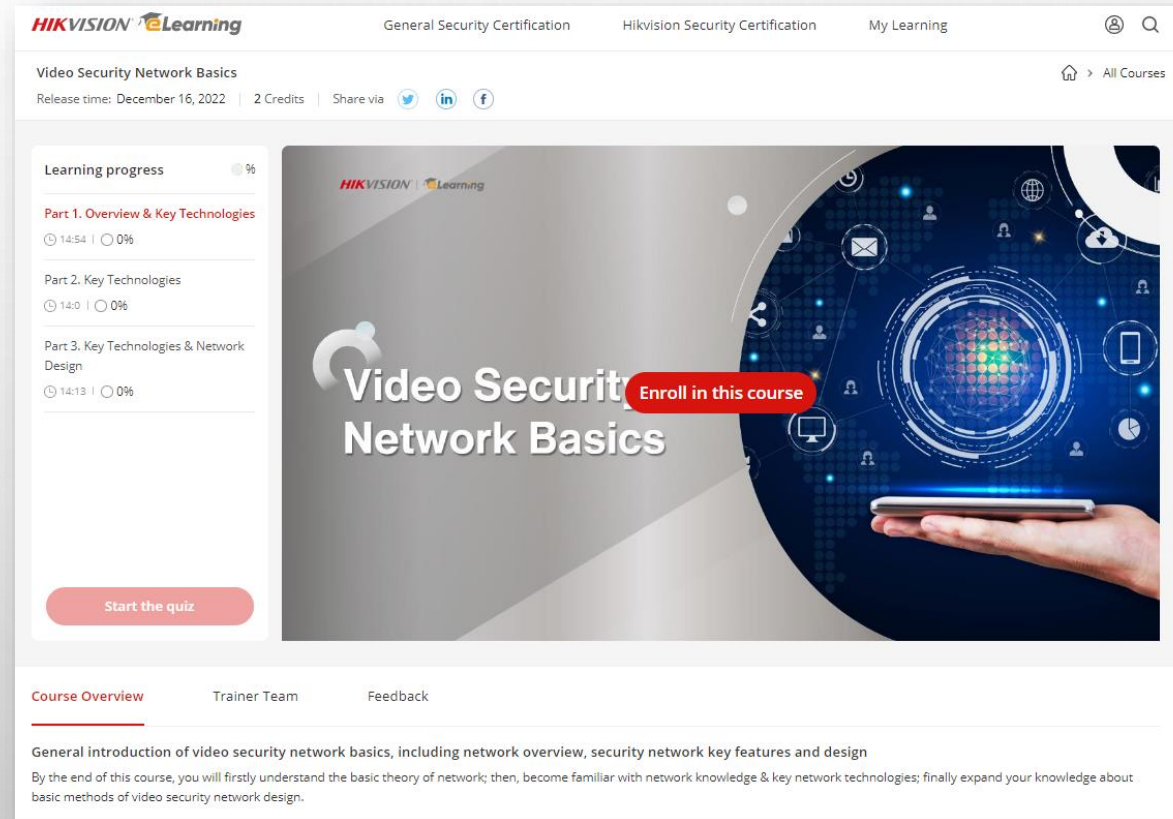
**Step 2** Select Certification Subtype:

CGSA – CCTV (Currently this is the only option for this Certification type)



# General Security Certification

**HIKVISION**



The screenshot shows the HIKVISION Learning interface for the 'Video Security Network Basics' course. The top navigation bar includes 'General Security Certification', 'Hikvision Security Certification', and 'My Learning'. The course title 'Video Security Network Basics' is displayed, along with its release time (December 16, 2022) and 2 credits. A 'Share via' button with social media icons is present. The 'Learning progress' section on the left lists three parts: 'Part 1. Overview & Key Technologies' (14:54, 0%), 'Part 2. Key Technologies' (14:0, 0%), and 'Part 3. Key Technologies & Network Design' (14:13, 0%). A 'Start the quiz' button is at the bottom of this section. The main content area features a large graphic with the text 'Video Security Network Basics' and a red 'Enroll in this course' button. The bottom section, titled 'Course Overview', provides a general introduction to video security network basics and lists learning objectives.

**HIKVISION Learning** General Security Certification Hikvision Security Certification My Learning

Video Security Network Basics  
Release time: December 16, 2022 | 2 Credits | Share via

**Learning progress**

- Part 1. Overview & Key Technologies**  
14:54 | 0%
- Part 2. Key Technologies  
14:0 | 0%
- Part 3. Key Technologies & Network Design  
14:13 | 0%

**Start the quiz**

**Video Security Network Basics** **Enroll in this course**

**Course Overview** Trainer Team Feedback

General introduction of video security network basics, including network overview, security network key features and design

By the end of this course, you will firstly understand the basic theory of network; then, become familiar with network knowledge & key network technologies; finally expand your knowledge about basic methods of video security network design.

**Step 3** Enrol in the course modules you wish to learn about  
(some are compulsory, you must acquire a minimum of 12 points)

# Hikvision Security Certification

HIKVISION eLearning

General Security Certification **Hikvision Security Certification** My Learning

Overview →

The Hikvision Security Certification Program (HCSP and HCSA certification) revolves around Hikvision products and solutions, covering system configuration, operation, troubleshooting, and more.

Self-paced Training

Instructor-led Training

HCSA-VMS Upgrade

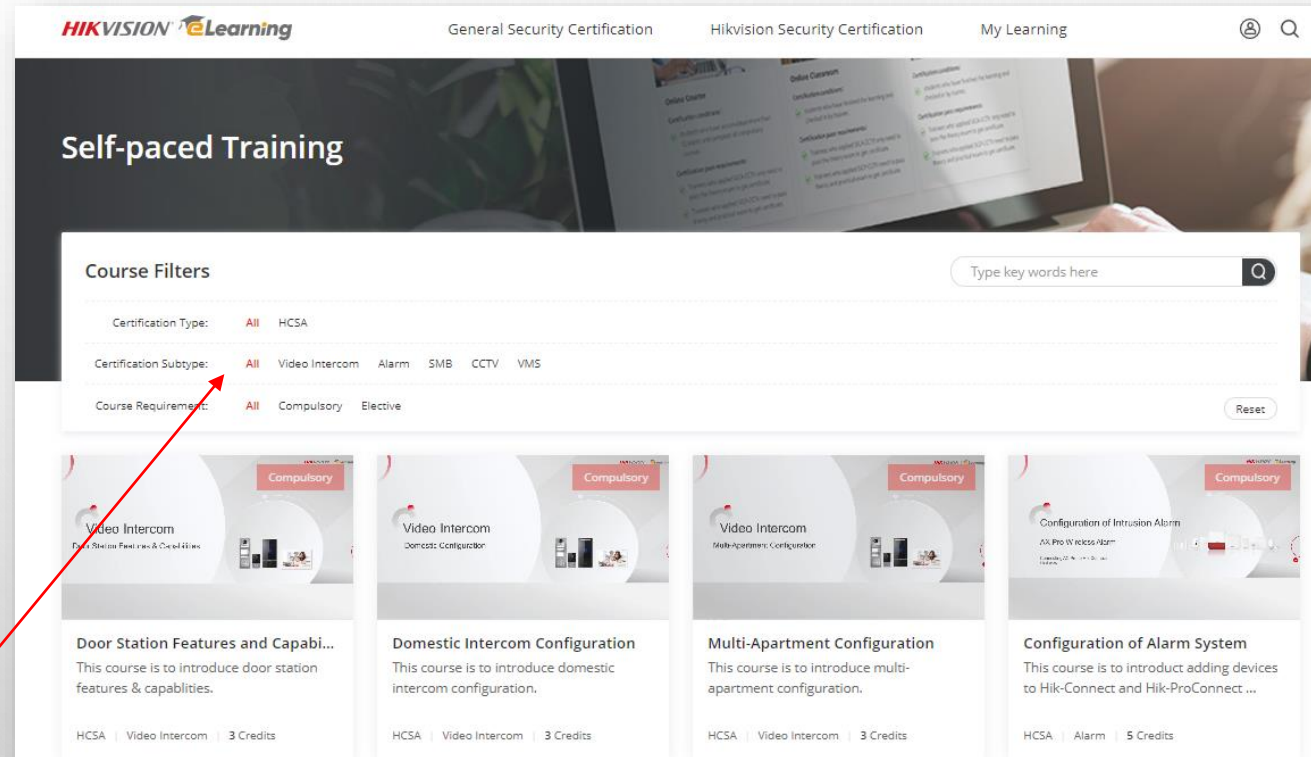
Upskill Yourself Step by Step

**Step 1** Highlight Hikvision Security Certification and select Self-Paced Training

## Hikvision Security Certification available courses

- HCSA – CCTV
- HCSA – Video Intercom
- HCSA – Alarm
- HCSA – SMB
- HCSA - VMS

# Hikvision Security Certification



## Step 2 Select Certification Subtype:

- HCSA – Video Intercom
- HCSA – Alarm
- HCSA – SMB
- HCSA – CCTV
- HCSA - VMS



# Hikvision Security Certification

**HIKVISION**

The screenshot displays the Hikvision Learning portal interface. At the top, the navigation bar includes the Hikvision Learning logo, 'General Security Certification', 'Hikvision Security Certification', and 'My Learning'. The main header for the course is 'Door Station Features and Capabilities', with a release time of 'December 16, 2022' and '3 Credits'. Social sharing icons for Twitter, LinkedIn, and Facebook are present. A sidebar on the left shows the 'Learning progress' for three parts: 'Part 1 - Door Station Features and Capabilities' (13:11, 0%), 'Part 2 - Indoor Station Features and Capabilities' (10:54, 0%), and 'Part 3 - IP Over 2-Wire Solution and Elevator Control Integration - Mask' (12:10, 0%). A 'Start the quiz' button is at the bottom of the sidebar. The main content area features a large graphic with the text 'Video Intercom Door Station Features & Capabilities' and a red 'Enroll in this course' button. Below the main content, there are tabs for 'Course Overview', 'Trainer Team', and 'Feedback'. The 'Course Overview' tab is active, showing the text: 'This course is to introduce door station features & capabilities.'

## Step 3 Enrol in each course module

(some are compulsory, you must acquire minimum points some courses are 9 and some are 12 points)

# Instructor - Led Training

**HIKVISION**

One of the latest features of this portal is to not only do self paced online training but also to attend some live training webinars and face-to-face training

The screenshot displays the Hikvision Learning portal interface. At the top, there are navigation links for 'General Security Certification', 'Hikvision Security Certification', and 'My Learning'. A search icon is also present. The main header area features the text 'Instructor-led Training'. Below this, a dropdown menu is open, showing 'Overview' (with a right arrow), 'Self-paced Training', and 'Instructor-led Training' (which is highlighted with a red box). To the right of the dropdown is a small image of people in a meeting. Below the header, there are two tabs: 'Online Training' (selected) and 'Onsite Training'. A calendar for January 2023 is displayed below the tabs, with a legend indicating 'Enrolled' (blue square) and 'Not enrolled' (orange square). The calendar shows dates from 1 to 15, with the 10th highlighted in red.

Online Training : Training Webinars

Onsite Training : face-to face training

***Once Training dates have been organized they will be entered here so you can register from this portal.***

***\* At times there will be nothing available***





Thanks

See far, Go further