



Network Portable IR Speed Dome

Quick Start Guide

©2020 Hangzhou Hikvision Digital Technology Co., Ltd. All rights reserved.

About this Manual

The Manual includes instructions for using and managing the Product. Pictures, charts, images and all other information hereinafter are for description and explanation only. The information contained in the Manual is subject to change, without notice, due to firmware updates or other reasons. Please find the latest version of this Manual at the Hikvision website (<https://www.hikvision.com/>).

Please use this Manual with the guidance and assistance of professionals trained in supporting the Product.

Trademarks

- **HIKVISION** and other Hikvision's trademarks and logos are the properties of Hikvision in various jurisdictions.
- Other trademarks and logos mentioned are the properties of their respective owners.

Disclaimer

TO THE MAXIMUM EXTENT PERMITTED BY APPLICABLE LAW, THIS MANUAL AND THE PRODUCT DESCRIBED, WITH ITS HARDWARE, SOFTWARE AND FIRMWARE, ARE PROVIDED "AS IS" AND "WITH ALL FAULTS AND ERRORS". HIKVISION MAKES NO WARRANTIES, EXPRESS OR IMPLIED, INCLUDING WITHOUT LIMITATION, MERCHANTABILITY, SATISFACTORY QUALITY, OR FITNESS FOR A PARTICULAR PURPOSE. THE USE OF THE PRODUCT BY YOU IS AT YOUR OWN RISK. IN NO EVENT WILL HIKVISION BE LIABLE TO YOU FOR ANY SPECIAL, CONSEQUENTIAL, INCIDENTAL, OR INDIRECT DAMAGES, INCLUDING, AMONG OTHERS, DAMAGES FOR LOSS OF BUSINESS PROFITS, BUSINESS INTERRUPTION, OR LOSS OF DATA, CORRUPTION OF SYSTEMS, OR LOSS OF DOCUMENTATION, WHETHER BASED ON BREACH OF CONTRACT, TORT (INCLUDING NEGLIGENCE), PRODUCT LIABILITY, OR OTHERWISE, IN CONNECTION WITH THE USE OF THE PRODUCT, EVEN IF HIKVISION HAS BEEN ADVISED OF THE POSSIBILITY OF SUCH DAMAGES OR LOSS.

YOU ACKNOWLEDGE THAT THE NATURE OF THE INTERNET PROVIDES FOR INHERENT SECURITY RISKS, AND HIKVISION SHALL NOT TAKE ANY RESPONSIBILITIES FOR ABNORMAL OPERATION, PRIVACY LEAKAGE OR OTHER DAMAGES RESULTING FROM CYBER-ATTACK, HACKER ATTACK,

VIRUS INFECTION, OR OTHER INTERNET SECURITY RISKS; HOWEVER, HIKVISION WILL PROVIDE TIMELY TECHNICAL SUPPORT IF REQUIRED. YOU AGREE TO USE THIS PRODUCT IN COMPLIANCE WITH ALL APPLICABLE LAWS, AND YOU ARE SOLELY RESPONSIBLE FOR ENSURING THAT YOUR USE CONFORMS TO THE APPLICABLE LAW. ESPECIALLY, YOU ARE RESPONSIBLE, FOR USING THIS PRODUCT IN A MANNER THAT DOES NOT INFRINGE ON THE RIGHTS OF THIRD PARTIES, INCLUDING WITHOUT LIMITATION, RIGHTS OF PUBLICITY, INTELLECTUAL PROPERTY RIGHTS, OR DATA PROTECTION AND OTHER PRIVACY RIGHTS. YOU SHALL NOT USE THIS PRODUCT FOR ANY PROHIBITED END-USES, INCLUDING THE DEVELOPMENT OR PRODUCTION OF WEAPONS OF MASS DESTRUCTION, THE DEVELOPMENT OR PRODUCTION OF CHEMICAL OR BIOLOGICAL WEAPONS, ANY ACTIVITIES IN THE CONTEXT RELATED TO ANY NUCLEAR EXPLOSIVE OR UNSAFE NUCLEAR FUEL-CYCLE, OR IN SUPPORT OF HUMAN RIGHTS ABUSES.

IN THE EVENT OF ANY CONFLICTS BETWEEN THIS MANUAL AND THE APPLICABLE LAW, THE LATER PREVAILS.

Regulatory Information

FCC Information

Please take attention that changes or modification not expressly approved by the party responsible for compliance could void the user's authority to operate the equipment.

FCC compliance: This equipment has been tested and found to comply with the limits for a Class A digital device, pursuant to part 15 of the FCC Rules. These limits are designed to provide reasonable protection against harmful interference when the equipment is operated in a commercial environment. This equipment generates, uses, and can radiate radio frequency energy and, if not installed and used in accordance with the instruction manual, may cause harmful interference to radio communications. Operation of this equipment in a residential area is likely to cause harmful interference in which case the user will be required to correct the interference at his own expense.

FCC Conditions

This device complies with part 15 of the FCC Rules. Operation is subject to the following two conditions:

1. This device may not cause harmful interference.
2. This device must accept any interference received, including interference that may cause undesired operation.

EU Conformity Statement



This product and - if applicable - the supplied accessories too are marked with "CE" and comply therefore with the applicable harmonized European standards listed under the EMC Directive 2014/30/EU, the LVD Directive 2014/35/EU, the RoHS Directive 2011/65/EU.



2012/19/EU (WEEE directive): Products marked with this symbol cannot be disposed of as unsorted municipal waste in the European Union. For proper recycling, return this product to your local supplier upon the purchase of equivalent new equipment, or dispose of it at designated collection points. For more information see: www.recyclethis.info



2006/66/EC (battery directive): This product contains a battery that cannot be disposed of as unsorted municipal waste in the European Union. See the product documentation for specific battery information. The battery is marked with this symbol, which may include lettering to indicate cadmium (Cd), lead (Pb), or mercury (Hg). For proper recycling, return the battery to your supplier or to a designated collection point. For more information see: www.recyclethis.info

Industry Canada ICES-003 Compliance

This device meets the CAN ICES-3 (A)/NMB-3(A) standards requirements.

Safety Instructions

- Use of the product must be in strict compliance with the local laws and regulations. Please shut down the device in prohibited area.
- Use of the product must be in strict compliance with the local electrical safety regulations.
- Use the power adapter provided by qualified manufacturer. Refer to the product specification for detailed power requirements.
- It is recommended to provide independent power adapter for each device as adapter overload may cause over-heating or a fire hazard.
- Make sure that the power has been disconnected before you wire,

install, or disassemble the device in the authorized way according to the description in the manual.

- To avoid electric shock, DO NOT directly touch exposed contacts and components once the device is powered up.
- DO NOT use damaged power supply devices (e.g., cable, power adapter, etc.) to avoid electric shock, fire hazard, and explosion.
- DO NOT directly cut the power supply to shut down the device. Please shut down the device normally and then unplug the power cord to avoid data loss.
- The socket-outlet shall be installed near the equipment and shall be easily accessible.
- Make sure the power supply has been disconnected if the power adapter is idle.
- Connect to earth before connecting to the power supply.
- To avoid heat accumulation, good ventilation is required for a proper operating environment.
- Store the device in dry, well-ventilated, corrosive-gas-free, no direct sunlight, and no heating source environment.
- Avoid fire, water, and explosive environment when using the device.
- Install the device in such a way that lightning strikes can be avoided. Provide a surge suppressor at the inlet opening of the equipment under special conditions such as the mountain top, iron tower, and forest.
- Keep the device away from magnetic interference.
- Avoid device installation on vibratory surfaces or places. Failure to comply with this may cause device damage.
- DO NOT touch the heat dissipation component to avoid burns.
- DO NOT expose the device to extremely hot, cold, or humidity environments. For temperature and humidity requirements, see device specification.
- No naked flame sources, such as lighted candles, should be placed on the equipment.
- DO NOT touch the sharp edges or corners.
- To prevent possible hearing damage, DO NOT listen at high volume levels for long periods.
- If smoke, odor, or noise arises from the device, immediately turn off the

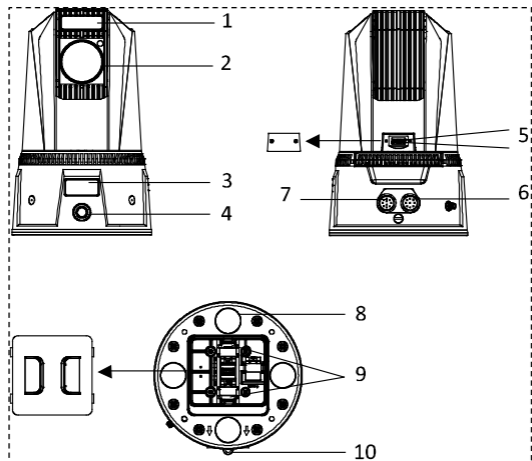
power, unplug the power cable, and contact the service center.

- If the device cannot work properly, contact the store you purchased it or the nearest service center. **DO NOT** disassemble or modify the device in the unauthorized way (For the problems caused by unauthorized modification or maintenance, the company shall not take any responsibility).
- Keep all packaging after unpacking them for future use. In case of any failure occurred, you need to return the device to the factory with the original packaging. Transportation without the original packaging may result in damage to the device and the company shall not take any responsibility.
- Please enforce the protection for the personal information and the data security as the device may be confronted with the network security problems when it is connected to the Internet. Contact us if network security risks occur.
- Please understand that you have the responsibility to configure all the passwords and other security settings about the device, and keep your user name and password.
- **DO NOT** touch the lens with fingers directly in case the acidic sweat of the fingers erodes the surface coating of the lens.
- **DO NOT** aim the lens at the strong light such as sun or incandescent lamp. The strong light can cause fatal damage to the device.
- **DO NOT** disconnect the power during formatting, uploading, and downloading. Or files may be damaged.
- **DO NOT** charge the battery continuously more than one week. Overcharging may shorten the battery life.
- Battery will discharge gradually if it is not used for a long time. It must be recharged before using.
- If the device contains dismountable battery, store the device and battery separately if it is not used.
- The battery must be charged and discharged every three months if it is not used, and recharged to 60% to 70% power percentage to store.
- The scrapped battery should be discarded in compliance with the local laws and regulations. If there are no corresponding laws or regulations, throw it in a hazardous trash can.









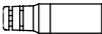
- DO NOT pierce the battery or shorten the electrodes, or it may cause explosion or fire hazard.
- DO NOT dispose of the battery into fire or a hot oven, or mechanically crush or cut the battery, which may result in an explosion.
- CAUTION: Please use the specific battery supported by the device, or it may cause explosion. If the battery is damaged and needs to be changed, contact the device manufacturer or local distributor.
- If the device contains button battery, keep it far away from children.
- DO NOT expose the battery pack or battery combination to sunlight, fire, or similar overheated environment. DO NOT leave the battery in an extremely high temperature surrounding environment or subject the battery to extremely low air pressure, which may result in an explosion or the leakage of flammable liquid or gas.
- Keep new and used batteries away from children. If the battery compartment does not close securely, stop using the product and keep it away from children.

Interface Overview

Interface appearances and positions may vary with different models.
Please refer to the actual devices.

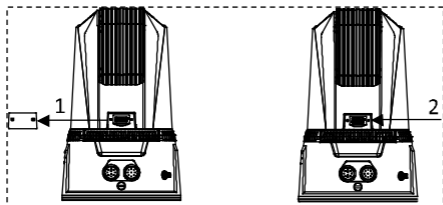


Interface	Description	Interface	Description
1	IR LED	6	(Optional) 9-PIN aviation plug
2	Lens	7	10-PIN aviation plug
3	OLED screen	8	Magnet
4	ON/OFF switch	9	TF card slot
5	SIM card slot	10	Safety rope ring

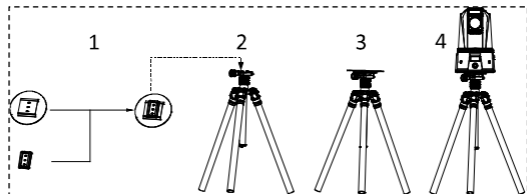
Interface	Description	Interface	Description
	Main aviation connector		Network interface
	Serial interface		Power cord
	Sub aviation connector		Reserved
	RS-485 interface		Alarm interface
	Audio interface	/	/

Installation

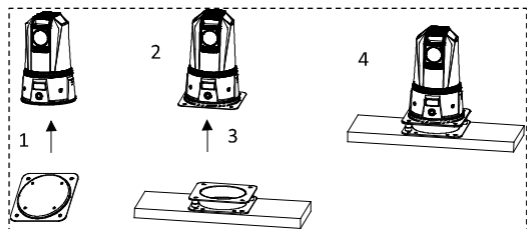
Install SIM Card



Mount Tripod



Mount Portable Speed Dome on Vehicle Roof



- Never place the equipment in an unstable location. The equipment may fall, causing serious personal injury or death. Install safety protection equipment if necessary. Check regularly.
- Device appearances and installation methods may vary with different models. Here we take one type of device appearance as an example to show the installation. Please refer to actual devices for more details.

Activation and Login





UD21420B