



One Window to a World of Learning

Hikvision's Classroom Hub Solution

HIKVISION[®]



Background

In today's age, the need for digital transformation and technologies has increased rapidly and governments in countries across the world are paying more attention to the digitalization of schools and education sectors.

Students growing up in our technological world are eager for more immersive learning experiences and better educational resources. As remote learning has come on leaps and bounds in recent years, an easy-to-use remote learning system becomes the priority for teachers and students.

However, basic teaching tools limit the educational creativity and efficiency. Some displays cannot support smooth demonstration. Even teachers need a lot preparation before classes, which is time-consuming and inefficient.

In response to the urgent demands, Hikvision combines its own software and hardware applications to launch the Classroom Hub solution to empower teachers, students, and operators with more connectivity, innovation, and intelligence.

Read on to find out more.

Hikvision's Solution

Hikvision's Classroom Hub Solution extends real classrooms to digital, virtual classrooms, bridging all kinds of gap between teaching and learning.

This solution overcomes a variety of common challenges by offering in-class applications, remote learning, multi-classroom learning, and central management. It empowers students to learn more easily, effectively and comfortably, both on campus and remotely, and help teachers and operators enjoy more flexibility of instruction and management.

In-Class Applications

The Classroom Hub solution provides intelligent in-class applications to boost digital teaching efficiency and quality. All those smart functions, such as built-in whiteboard, wireless projection, and more, are based on Hikvision Interactive Flat Panel displays.

Hikvision Interactive Flat Panel displays take the digital teaching experience to an entirely new level. They integrate the latest technologies in touch controls, high-definition display, video processing, network communications, interactivity, and audio features, with abundant third-party teaching resources available as well. Teachers can intuitively create digital instruction to boost the learning environment and experience, enjoying more interactivity with students.



Advanced digital teaching

The Interactive Flat Panel offers a smooth writing experience, by delivering 20-touch annotation, graphic recognition, and image insertion. Teachers and students can write or draw quickly and creatively.



Easy sharing, better interaction

Teachers can share multiple teaching formats, including PowerPoint, Word, PDF, etc., easily via NFC, software, and physical interfaces. With that flexible projection, interaction can be quick and easy.

Useful assistant tools



Various teaching tools, including recording, frozen screen, spotlight, and screen shot, help teachers enhance teaching efficiency.

Flexible and abundant resources

The Interactive Flat Panel supports OPS, to download more third-party applications. Teachers and students can get access to more great resources for better instruction.




Superior industrial design

Equipped with world-class panel technologies, rounder design, 4K display, flexible visual aids, and better eye protection.



High configuration

Equipped with Android 11, full-featured Type-C, and an advanced chip, the Interactive Flat Panel can offer stable and powerful performance.



Remote Learning

The Classroom Hub solution offers a remote learning method for students at home with an easy-to-use and immersive experience. Leveraging professional, AI-enabled teacher cameras* and our lightweight ClassIn software, this remote learning solution shares class instruction instantly with remote students while maintaining the same engagement level. Students will enjoy the high-definition images from the teacher and the Interactive Flat Panel.

*Note: the teacher's consent should be obtained before using the teacher camera.

Also, close-ups and panoramas can provide an immersing environment. With easy configuration and high compatibility, teachers and students can enjoy an exciting new path to a great education.



Basic Configuration

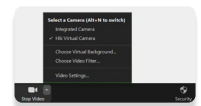
Add the camera to a classroom through IP connection

Within 30s!



Teaching Scenario Sharing

Connect to the classroom and use the added camera as the video source connection



Remote Learning

Students at home enter the session and see real-time image



Easy configuration

With the convenient configuration, teachers don't need to pay too much energy on the preparation. They can connect the camera easily to share the classroom view and just focus on education itself.

Flexible device options to meet various project demands

Hikvision provides two options to satisfy different needs. Basic camera and microphone can meet the underlying demand. Also, the education sharing device enables professional lecture recording and smooth switching among views of different cameras. Teachers and students can review the records for further improvement.

Immersive learning experience

Students will get more of a first-hand experience with smooth switching among various views of the teachers with excellent image quality. They can dive into the immersing environment with all materials, annotations, and POVs presented in high resolution.

Perfect compatibility

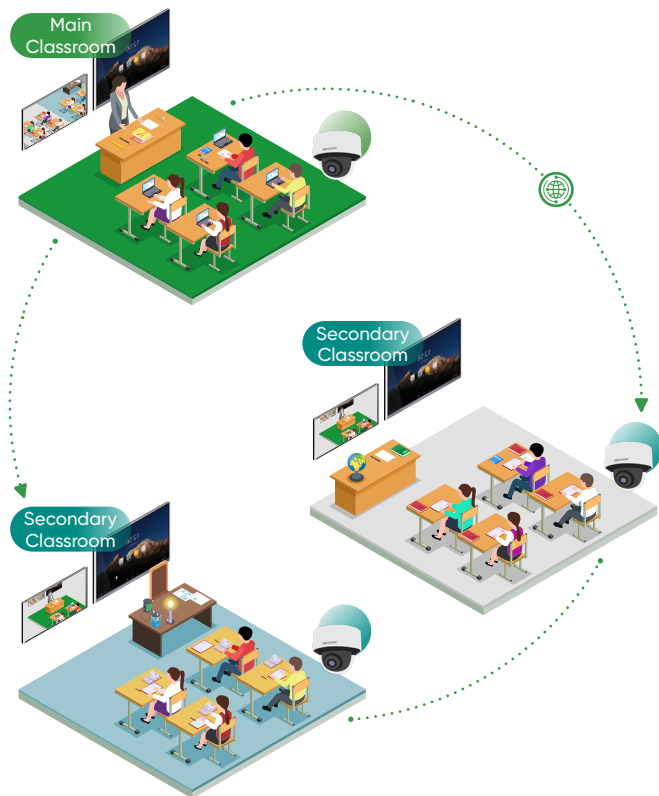
ClassIn software supports real-time remote sharing as well as integration with mainstream video conferencing applications like Zoom, Webex and more. Users will also find support for RTMP video steaming to the live broadcast platform such as YouTube and Facebook.

Solution Features

Multi-Classroom Learning


The Classroom Hub solution facilitates a multi-classroom learning approach, which enables students in remote classrooms to access the excellent educational content available with better engagement. Synchronized teaching and learning among multiple classrooms is now a reality.

This multi-classroom learning solution enables a vastly increased breadth of opportunity, offering excellent teaching resources and allowing students in remote cities or classrooms to access the best educational content available. And teachers can take better care of every students' feedback for great engagement.



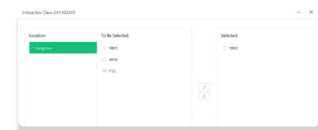
Basic Configuration

Add devices to the classroom through IP connection



Teaching Scenario Sharing

The main classroom selects the other classrooms that need to be connected



Multi-classroom Learning

The main classroom and other classrooms can see each other and interact in real time



Real-time engagement



The camera can catch every feedback, including hands up, chalkboard writing, etc. Students can see all the writing features, and teachers can notice all feedback both in the main and secondary classrooms, to guarantee teaching quality and interactivity.

Solution Features

Students in remote classrooms can access the best educational content available via ClassLink. The main classroom can interact with three secondary classrooms at the same time, which enables a vastly increased breadth of opportunity

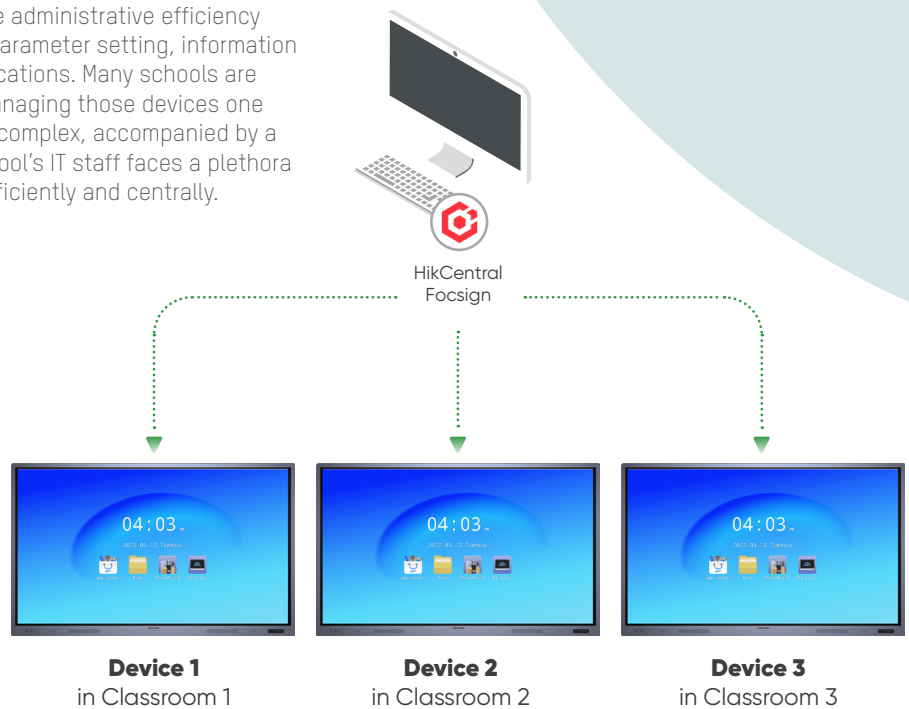
Excellent resources sharing



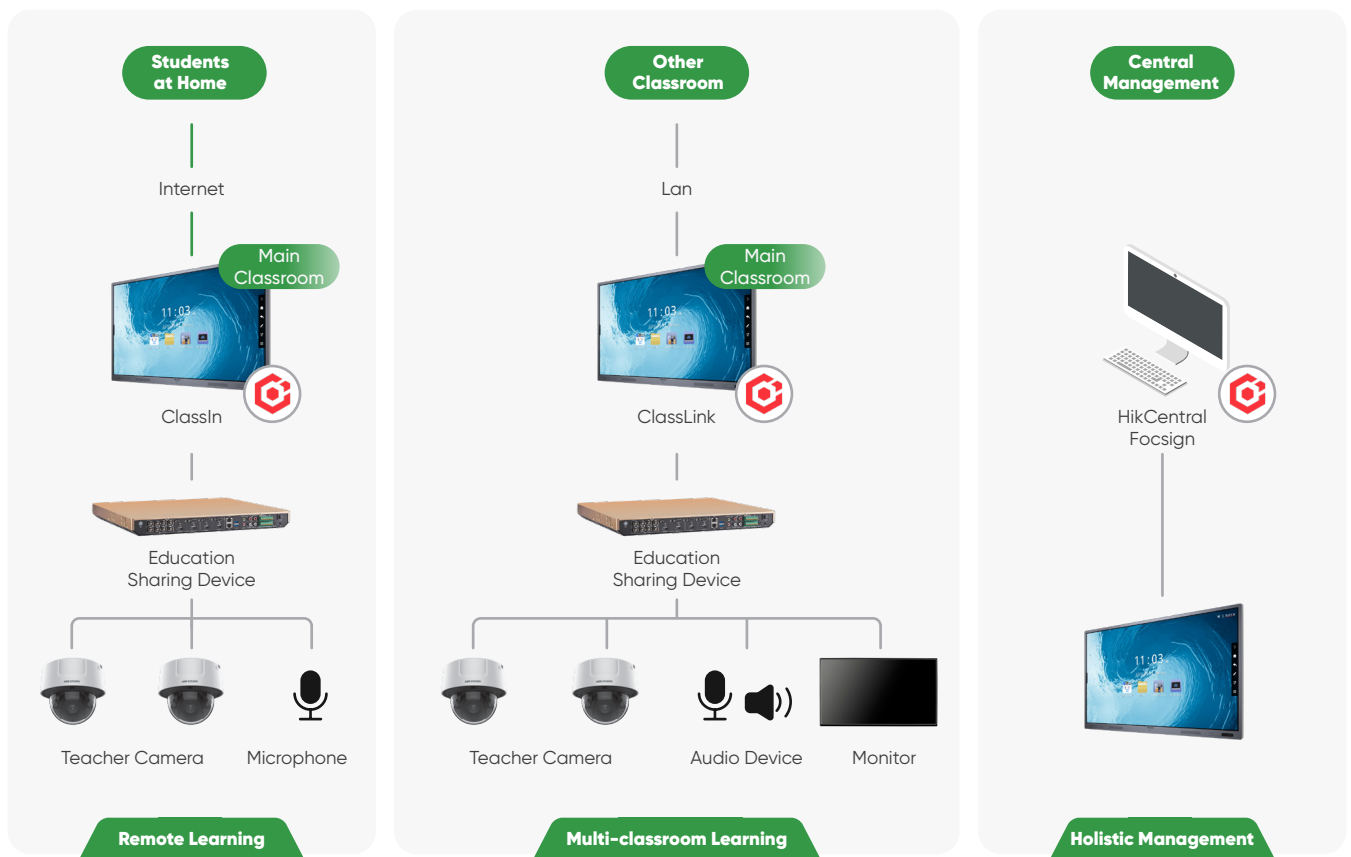
Central Management

Central management can enhance the administrative efficiency along with instruction by controlling parameter setting, information display, and rapid installation of applications. Many schools are equipped with interactive displays. Managing those devices one by one is time-consuming and highly complex, accompanied by a high margin for error. Therefore, a school's IT staff faces a plethora hassles configuring all the devices efficiently and centrally.

- Reboot
- Shut down
- Restore to factory default
- Set screen saver password
- Install software
- Information release



Solution Topology



Product Showcase



Model	DS-D5165TS/P(B)	DS-D5175TS/P(B)	DS-D5186TS/P(B)
Screen Size(Diagonal)	65"	75"	86"
Application Scope	20 m ² (10 to 20 people)	30 m ² (20 to 30 people)	40 m ² (30 to 50 people)
Backlight	DLED		
Resolution	3,840 × 2,160 @ 60 Hz		
Viewing Angle	Horizontal 178°, vertical 178°		
Response Time	6 ms		
Contrast Ratio	4000:1		
Brightness	400 cd/m ²		
Touch Control	20 Points		
Storage	4GB Memory + 32GB Storage		
Operation System	Android 11 & Windows (Optional)		

Teacher Camera



iDS-2CD7186G0-IZS(8-32mm)(HIK EDU)/TEA
iDS-2CD7186G0-IZS(2.8-12mm)(HIK EDU)/STU

- Flexible panoramic and close-up view-switching
- Automatic teacher tracking

*Note: the teacher's content should be obtained before using the teacher camera.



Education Sharing Device

DS-8108LHFHI-K2

- Multiple live-view modes
- Simultaneous connections up to 5 IP and 8 analog cameras
- 24h Continuous local recording

ClassIn



- Quick connection and low latency
- Configurable clarity up to 1080p
- Support simultaneous audio and video sharing

ClassLink

- Synchronized teaching between different classrooms
- Support interaction among multiple interactive flat panels

HikCentral FocSign

- Information release
- Application download
- Turn on/off
- Volume and brightness adjustment
- Parameter configuration

Hikvision's Classroom Hub Solution

Hikvision Europe

Dirk Storklaan 3
2132 PX Hoofddorp
The Netherlands
T +31 23 5542770
info.eu@hikvision.com

Hikvision Germany

Werner-Heisenberg Str. 2b
63263 Neu-Isenburg,
Germany
T +49 69 401507290
sales.dach@hikvision.com

Hikvision France

6 rue Paul Cézanne,
93360 Neuilly-Plaisance
France
T +33 (0)1 85330450
info.fr@hikvision.com

Hikvision Romania

Splaiul Independentei street
291-293, Riverside Tower,
12th floor, 6th district,
Bucharest, Romania
T +31235542770/988
marketing.ro@hikvision.com

Hikvision Poland

Business Garden, Budynek
55 ul. Zwirki i Wigury 16B,
02-092 Warszawa
T +48 4600150
info.pl@hikvision.com

Hikvision Belgium

Neringenweg 44,
3001 Leuven, Belgium
T +31 23 5542770
info.bnl@hikvision.com

Hikvision Czech

Vyskočilova 1410/1
140 00 Praha 4 – Michle
Czech Republic
T +42 29 6182640
info.cz@hikvision.com

Hikvision Hungary

Budapest, Reichl Kálmán u. 8,
1031, Hungary
T +36 1 323 7650
info.hu@hikvision.com