

<b>Title:</b>	DS-PWA32 How to Upgrade Wireless Output Expander by RS232 Cable	<b>Version:</b>	v1.0	<b>Date:</b>	12/05/2019
<b>Product:</b>	AX Series Wireless Security Control Panel			<b>Page:</b>	1 of 6


## Preparation

1. Wireless Output Expander DS-PM-WO2/8, before 11/2019
2. RS232 serial port cable
3. Software SecureCRT and TFTP (/20 Alarm/Hikvision/11 Installation&How to/Tool/)
4. Firmware HIA\_CN\_STD\_V1.2.3\_Build190828(433MHz)  
HIA\_EN\_STD\_V1.1.0\_Build190828 (868MHz)


## How to Upgrade AX Hub Wireless Control Panel by RS232 Cable

To support AX Hub Wireless Control Panel 1.0.5 function, Wireless Output Expander DS-PM-WO2/8 support continuous output. In this situation, Wireless Output Expander DS-PM-WO2/8 need to be upgraded by RS232 cable.

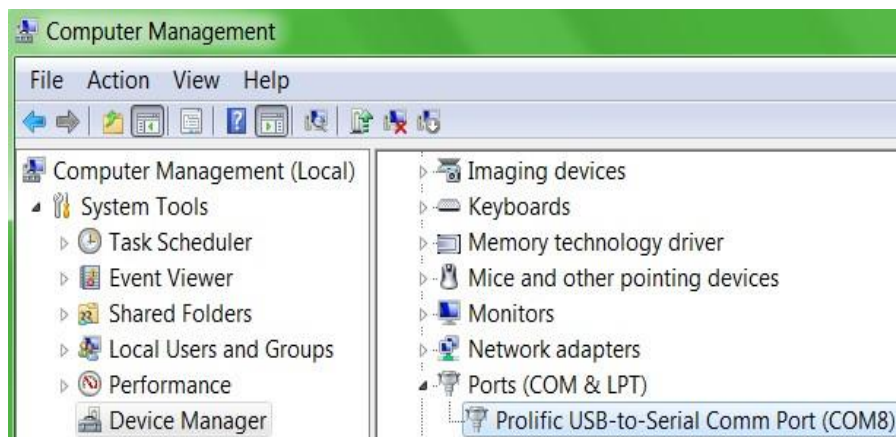
1. **Connect laptop USB port with Wireless Output Expander by RS232 cable.**



<b>Title:</b>	DS-PWA32 How to Upgrade Wireless Output Expander by RS232 Cable	<b>Version:</b>	v1.0	<b>Date:</b>	12/05/2019
<b>Product:</b>	AX Series Wireless Security Control Panel			<b>Page:</b>	2 of 6



## 2. Check the COM port in computer's device management.



<b>Title:</b>	DS-PWA32 How to Upgrade Wireless Output Expander by RS232 Cable	<b>Version:</b>	v1.0	<b>Date:</b>	12/05/2019
<b>Product:</b>	AX Series Wireless Security Control Panel			<b>Page:</b>	3 of 6

### 3. Open SecureCRT and configure below parameters.



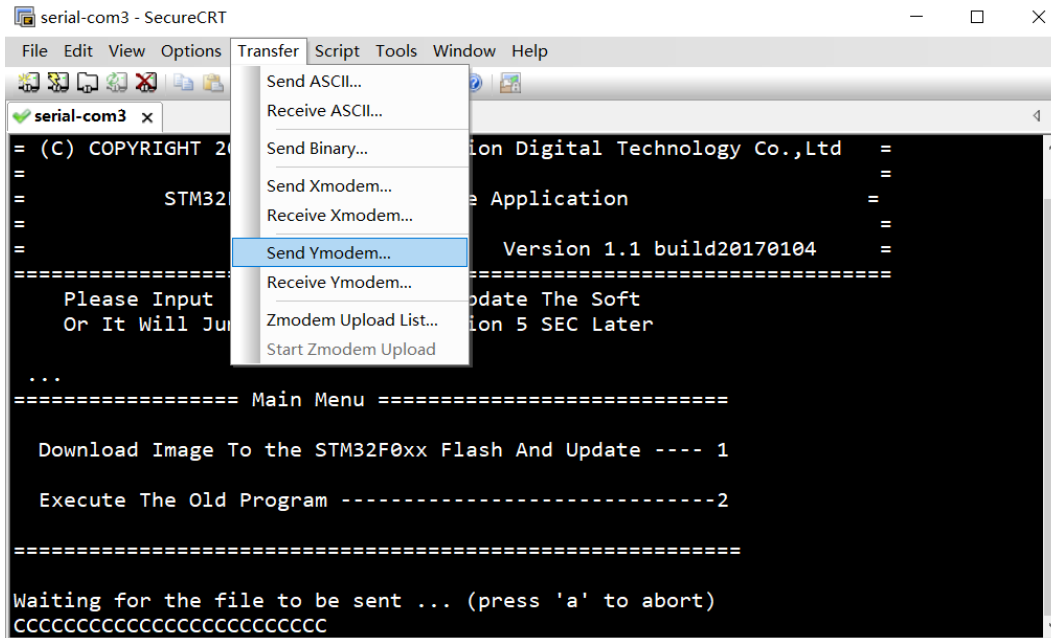
### 4. Press **U** within 5 seconds. And Input 1 for update firmware. It will show Waiting for the file to be sent:

```
= (C) COPYRIGHT 2015 Hangzhou Hikvision Digital Technology Co.,Ltd =
=
=          STM32F0xx_IAP_V1.1 Update Application          =
=
=                                Version 1.1 build20170104 =
=====
Please Input 'u' in 5 SEC For Update The Soft
Or It Will Jump To User Application 5 SEC Later

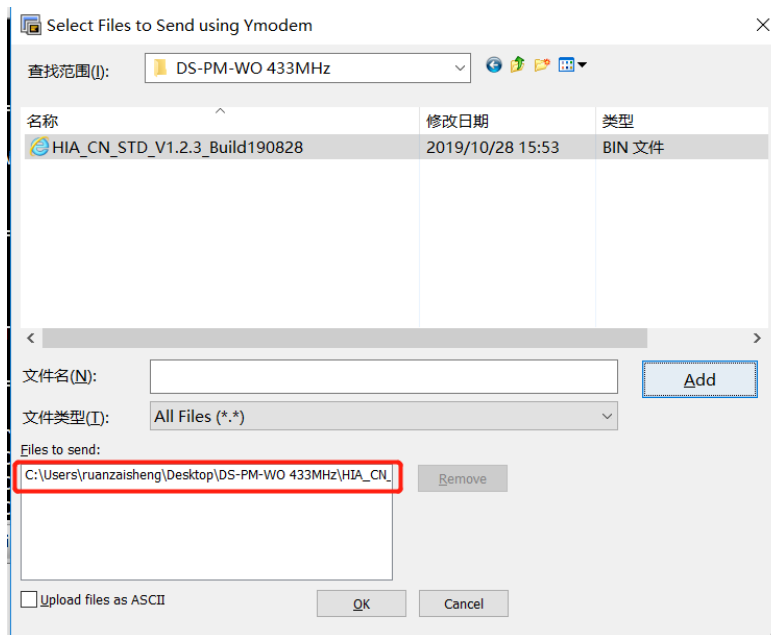
...
===== Main Menu =====
Download Image To the STM32F0xx Flash And Update ---- 1
Execute The Old Program -----2
=====
Waiting for the file to be sent ... (press 'a' to abort)
cccccccccccccccccccccccccccccccccccccccccccccccccccccccc
```

<b>Title:</b>	DS-PWA32 How to Upgrade Wireless Output Expander by RS232 Cable	<b>Version:</b>	v1.0	<b>Date:</b>	12/05/2019
<b>Product:</b>	AX Series Wireless Security Control Panel			<b>Page:</b>	4 of 6

**5. Choose “Send Yodem” as shown in below image.**



**6. Choose Firmware and Add to transfer list, and Click OK to start transfer.**







<b>Title:</b>	DS-PWA32 How to Upgrade Wireless Output Expander by RS232 Cable	<b>Version:</b>	v1.0	<b>Date:</b>	12/05/2019
<b>Product:</b>	AX Series Wireless Security Control Panel			<b>Page:</b>	6 of 6

**First Choice for Security Professionals**  
**HIKVISION Technical Support**