

DS-2CD6362F-I(V)(S)



Key Features

- 1/1.8" progressive scan CMOS
- 6 megapixel image sensor
- Up to 3072 × 2048 real-time streaming
- Line crossing and intrusion detection
- 360° view angle
- Multiple viewing modes
- Multiple ePTZ streams with preset and patrol functions
- Ceiling, Wall or Table mount modes
- Up to 15m IR range
- Built-in microphone & speaker
- Audio/Alarm I/O / RS485(-S model)
- IP66(-V model)
- IK10 vandal proof(-V model)

Specification

Model	DS-2CD6362F-I(V)(S)
Parameter	6 Megapixel Fisheye Network Camera
Camera	
Image Sensor	1/1.8" Progressive Scan CMOS
Min. Illumination	0.05lux @(F1.2, AGC ON) 0.3lux @(F2.8, AGC ON) 0 lux with IR
Shutter Speed	1/25(1/30) s to 1/100,000 s
Lens	1.27mm, F2.8, fixed iris Angle of view: 180°(wall mount), 360°(ceiling mount)
Lens Mount	M12
Day & Night	ICR

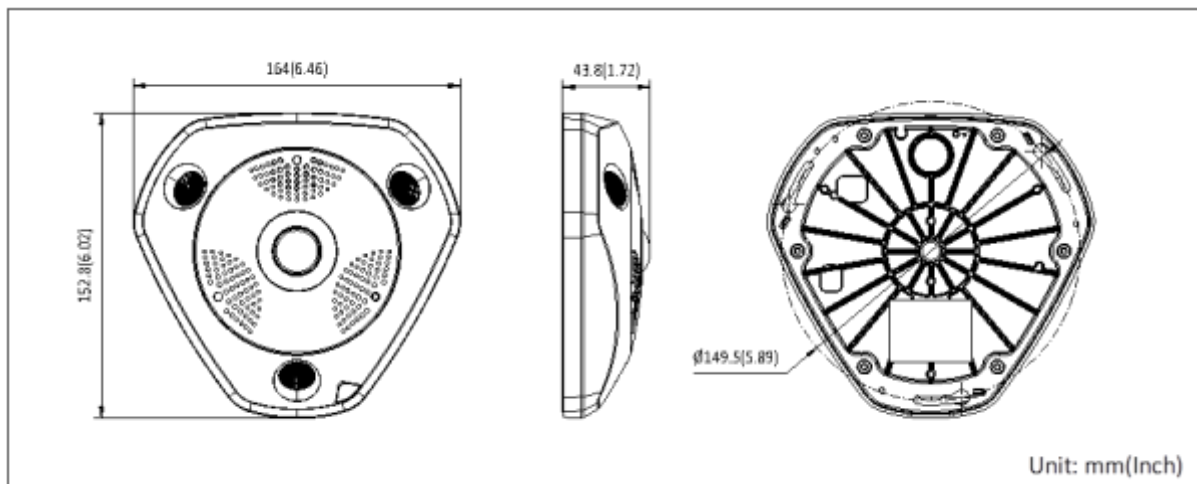
Compression Standard		
Video Compression	H.264/MJPEG	
H.264 Type	Baseline Profile / Main Profile / High Profile	
Video Bit Rate	32 Kbps – 16 Mbps	
Audio Compression(-S)	G.711/G.726/MP2L2	
Audio Bit Rate(-S)	64Kbps(G.711) / 16Kbps(G.726)/ 64Kbps(MP2L2)	
Image		
Max. Resolution	3072 × 2048	
Main Stream	50Hz: 3072 × 2048@25fps; 60Hz: 3072 × 2048@25fps;	
Sub Stream	50Hz: 720 × 720@25fps; 60Hz: 720 × 720@30fps;	
Live Mode	Mode 1	1*Fisheye + 1*Panorama + 3*PTZ
	Mode 2	1*Fisheye or 4*PTZ
	Mode 3	1*Fisheye(main stream) + 1*Fisheye(sub stream) + 3*PTZ
	Mode 4	1*Panorama(main stream) + 1Panorama(sub stream)
Digital Noise Reduction	3D DNR	
Wide Dynamic Range	Digital WDR, 65dB	
Image Setting	Saturation, Brightness, Contrast , Hue, Sharpness, AGC, White Balance	
Day/Night Switch	Auto/ Manual/ Scheduled/ Alarm Trigger	
ROI	Up to 4 fixed areas in each stream	
Network		
Network Storage	NAS, SAMB/CIFS	
Alarm Trigger	Line crossing detection, Intrusion detection, Motion detection, Dynamic analysis, Tampering alarm, Network disconnect, IP address conflict, Storage exception	
Protocols	TCP/IP,ICMP,HTTP,HTTPS,FTP,DHCP,DNS,DDNS,RTP,RTSP,RTCP ONVIF(PROFILE S,PROFILE G), PSIA, CGI, ISAPI	
Security	User Authentication, Watermark, IP address filtering, Anonymous access	
Interface		
Communication Interface	1 RJ45 10M/100M/1000M Ethernet interface 1 RS485 interface(-S)	
Audio Input	1 3.5mm audio interface, Mic in/Line in (-S) 1 built-in microphone by default, 24db	
Audio Output	1 3.5mm audio output interface (-S) 1 built-in speaker by default, support echo cancellation	
Alarm Input(-S)	1	
Alarm Output(-S)	1	
On-board storage	Built-in Micro SD/SDHC/SDXC slot, up to 64 GB	
General		

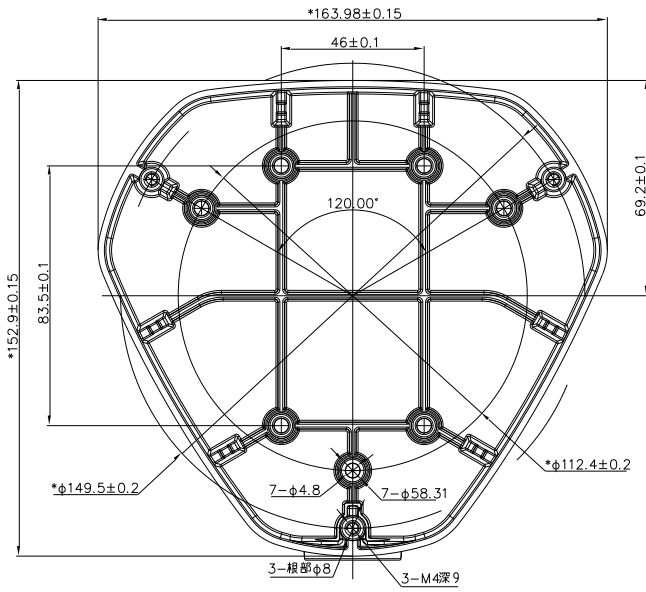
Operating Conditions	Indoor: -10 °C – 50 °C (14 °F – 122 °F) Outdoor: -30 °C – 60 °C (-22 °F – 140 °F) Humidity 95% or less (non-condensing)
Power Supply	12 VDC ± 10% / PoE (802.3af)
Power Consumption	Max. 12W
IR Range	15 meters
Impact Protection	-V: IEC60068-2-75Eh, 20J; EN50102, up to IK10
Ingress Protection level	-V: IP66
Dimensions	164x152.8x43.8mm(6.46"x6.02"x1.72")
Weight	1400g

Order Models

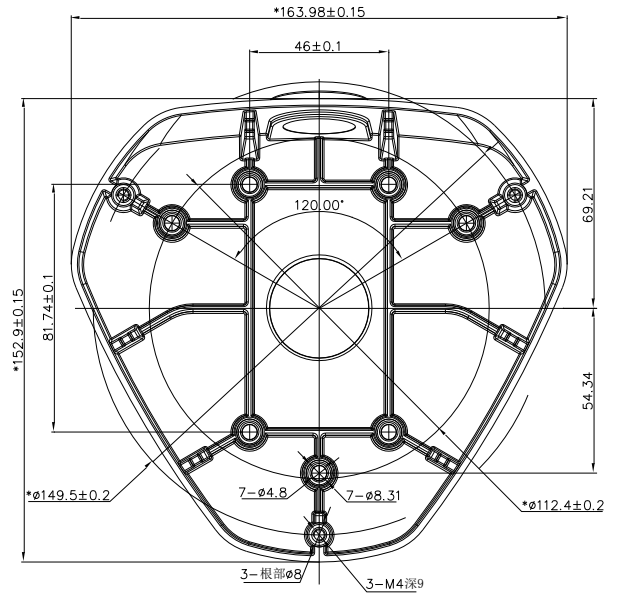
DS-2CD6362F-I, DS-2CD6362F-IS, DS-2CD6362F-IV, DS-2CD6362F-IVS

Dimensions





DS-1280ZJ-DM25



DS-1281ZJ-DM25

Accessories



DS-1280ZJ-DM25
Junction box



DS-1281ZJ-DM25
Inclined ceiling mount



DS-1273ZJ-DM25
Wall mount



DS-1271ZJ-DM25
Pendant mount