

Title:	DS-PHA How to Upgrade Hybrid Control Panel by RS232 Cable	Version:	v1.0	Date:	03/13/2020
Product:	DS-PHA Series Hybrid Security Control Panel			Page:	1 of 8

Preparation


1. DS-PHA Hybrid Control Panel, V1.0.0 or above
2. RS232 serial port cable and Ethernet cable
3. Software SecureCRT and TFTP (/20 Alarm/Hikvision/11 Installation&How to/Tool/)

How to Upgrade Hybrid Control Panel by RS232 Cable


When DS-PHA Hybrid Control Panel can't be searched in SADP, can't ping IP successfully or the device is crashed. In this situation, Hybrid Control Panel need to be upgraded by RS232 cable.

Important Note: Computer must close the firewall.

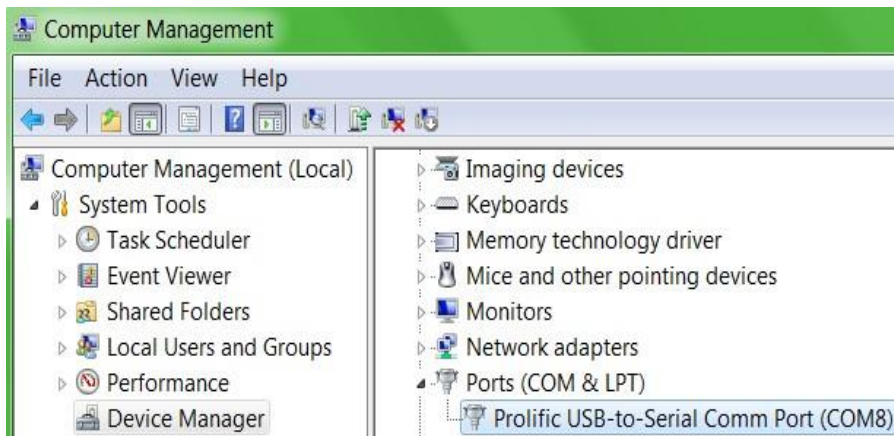
1. Connect laptop USB port with Hub by RS232 cable.



Title:	DS-PHA How to Upgrade Hybrid Control Panel by RS232 Cable	Version:	v1.0	Date:	03/13/2020
Product:	DS-PHA Series Hybrid Security Control Panel			Page:	2 of 8



2. Check the COM port in computer's device management.



3. Open SecureCRT and configure below parameters.



Title:	DS-PHA How to Upgrade Hybrid Control Panel by RS232 Cable	Version:	v1.0	Date:	03/13/2020
Product:	DS-PHA Series Hybrid Security Control Panel			Page:	3 of 8

4. Hold down **U** when the Hub power on.

```
Boot 2018.1 (Apr 10 2019 - 19:06:09)

Check Flash Memory Controller v100 ... Found
SPI Nor(cs 0) ID: 0xef 0x40 0x18
spi_w25q256fv_solve_flash_lock_qe_enable(268): Error: Disable Quad failed! reg:0x2
Block:64KB Chip:16MB Name:"W25Q128(B/F)V"
SPI Nor total size: 16MB
*** Warning - bad CRC, using default environment

Hit any key to stop autoboot: 0

This program will upgrade software.
*****
* ATTENTION!! PLEASE READ THIS NOTICE CAREFULLY! *
* Don't reset machine,or anything that interrupt it. *
* The upgrade process must finish in 10 minutes! *
* If this program fails,machine might be unusable, *
* and you will need to reflash again. *
* If you find this too risky,power off machine now. *
*****
Now press [u/U] key to upgrade software: b
```

5. Enter **b**.

```
Now press [u/U] key to upgrade software:

This program will upgrade software.
*****
* ATTENTION!! PLEASE READ THIS NOTICE CAREFULLY! *
* Don't reset machine,or anything that interrupt it. *
* The upgrade process must finish in 10 minutes! *
* If this program fails,machine might be unusable, *
* and you will need to reflash again. *
* If you find this too risky,power off machine now. *
*****
Now press [u/U] key to upgrade software: b
```

Title:	DS-PHA How to Upgrade Hybrid Control Panel by RS232 Cable	Version:	v1.0	Date:	03/13/2020
Product:	DS-PHA Series Hybrid Security Control Panel			Page:	4 of 8

6. Then enter **pri** , check device start IP network environment.

```
Environment size: 525/4092 bytes
boot # pri
bootcmd=tftp 0x80400000 $(bootfile);bootm 0x80400000;
default=cramfsload 0x80400000 uImage; cramfsload 0x81000000 ramdisk.gz;
sec=tftp 0x80400000 uImage_sec;tftp 0x81000000 ramdisk.gz;bootm 0x80400000 0x81000000;
bootdelay=1
baudrate=115200
ipaddr=192.0.0.64
serverip=192.0.0.128
gatewayip=192.0.0.1
netmask=255.255.255.0
bootfile="uImage"
phyaddr=3
mdio_intf=rmii
bootargs=mem=112M console=ttyS0,115200
ethaddr=58:03:fb:b6:b6:67
stdin=serial
stdout=serial
stderr=serial
verify=n
ver=U-Boot 2010.06 (May 26 2018 - 09:19:57)
Environment size: 525/4092 bytes
boot #
```

7. Change device IP network environment during upgrade time.(address set depend on your network environment)

```
setenv serverip 10.9.96.91
setenv ipaddr 10.9.96.160;
setenv gatewayip 10.9.96.254
```

```
-- serverip :PC IP address
-- ipaddr :Device IP address
-- gatewayip :Gateway address
```

```
boot # setenv serverip 10.9.96.91;
boot # setenv ipaddr 10.9.96.160;
boot # setenv gatewayip 10.9.96.254
```

Title:	DS-PHA How to Upgrade Hybrid Control Panel by RS232 Cable	Version:	v1.0	Date:	03/13/2020
Product:	DS-PHA Series Hybrid Security Control Panel			Page:	5 of 8

8. Enter **pri** again, check these IP address have been changed.

```
bootcmd=tftp 0x80400000 $(bootfile);bootm 0x80400000;
default=cramfsload 0x80400000 uImage; cramfsload 0x81000000 ramdisk.gz;
sec=tftp 0x80400000 uImage_sec;tftp 0x81000000 ramdisk.gz;bootm 0x80400000 0x81000000;
bootdelay=1
baudrate=115200
netmask=255.255.255.0
bootfile="uImage"
phyaddr=3
mdio_intf=rmi
bootargs=mem=127M console=ttyS0,115200
ethaddr=98:8b:0a:8e:ac:a7
stdin=serial
stdout=serial
stderr=serial
verify=n
ver=U-Boot 2010.06 (Apr 10 2019 - 19:06:09)
serverip=10.9.96.91
ipaddr=10.9.96.160
gatewayip=10.9.96.254

Environment size: 527/4092 bytes
boot #
```

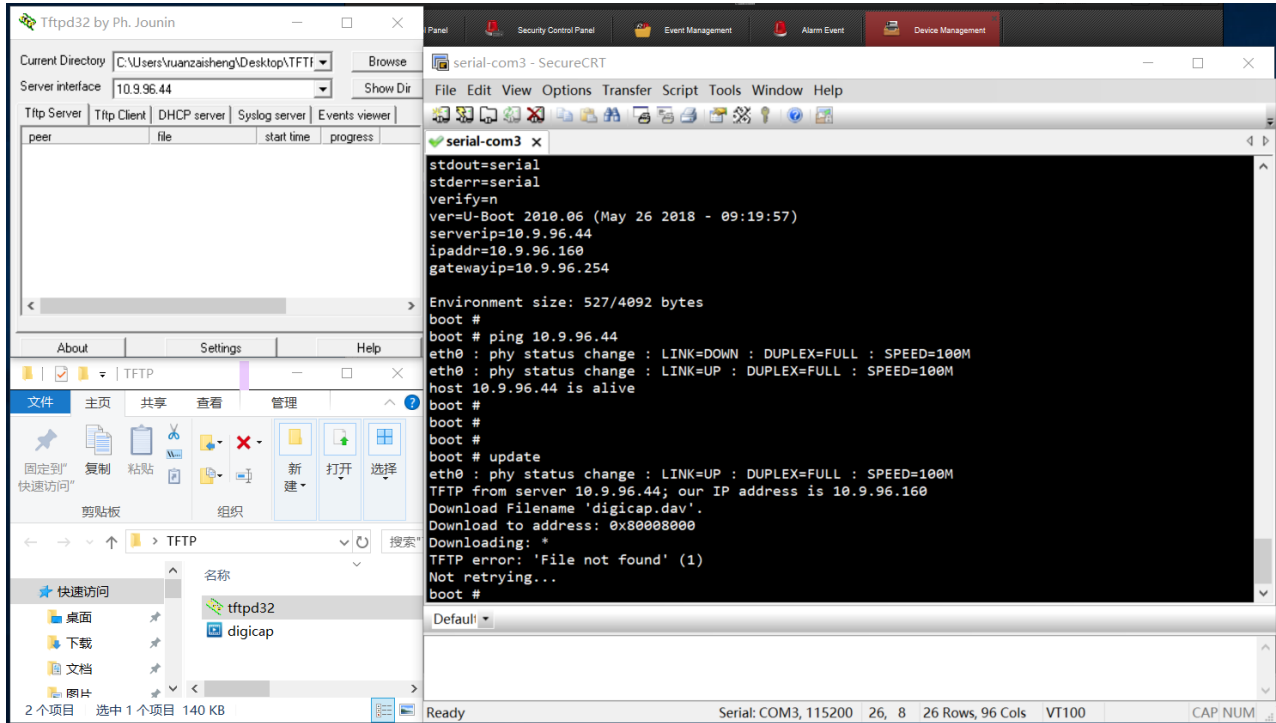
9. Enter **ping 10.9.96.44** , check device and PC is connected. Host 10.9.98.44 is alive means connection is ok.

```
bootargs=mem=127M console=ttyS0,115200
ethaddr=98:8b:0a:8e:ac:a7
stdin=serial
stdout=serial
stderr=serial
verify=n
ver=U-Boot 2010.06 (Apr 10 2019 - 19:06:09)
serverip=10.9.96.91
ipaddr=10.9.96.160
gatewayip=10.9.96.254

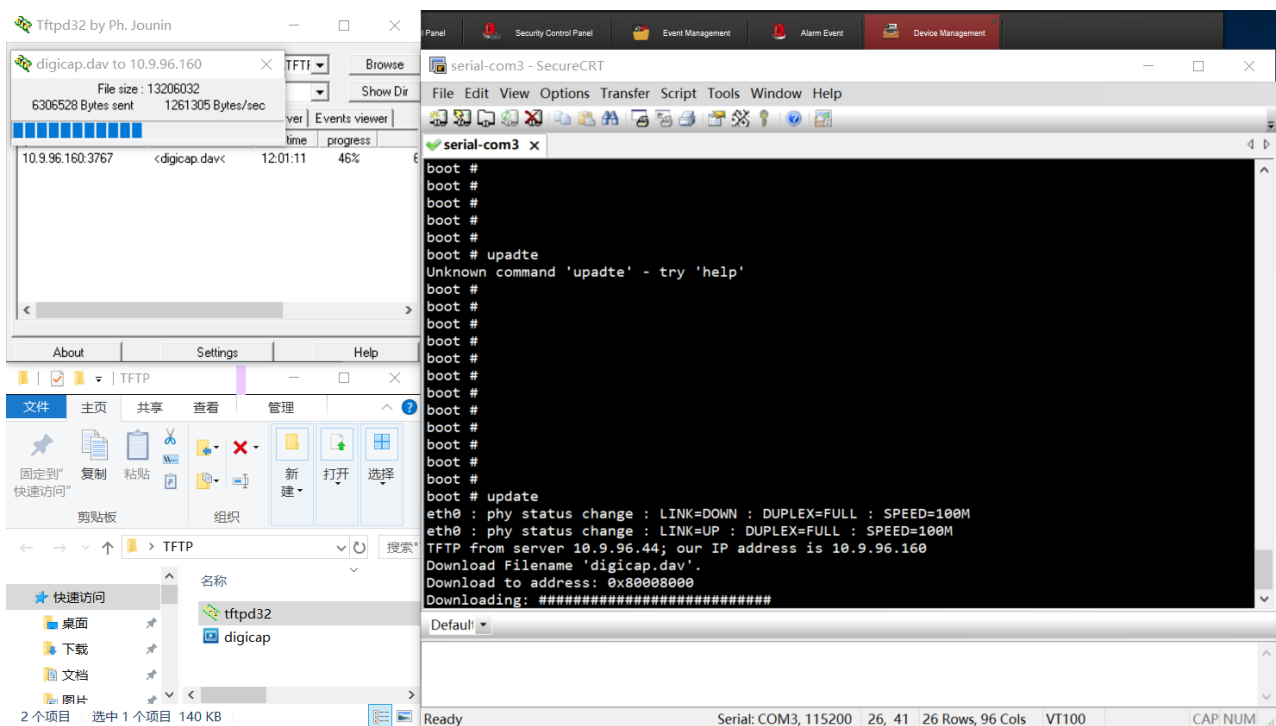
Environment size: 527/4092 bytes
boot # ping 10.9.96.91
eth0 : phy status change : LINK=DOWN : DUPLEX=FULL : SPEED=100M
eth0 : phy status change : LINK=UP : DUPLEX=FULL : SPEED=100M
host 10.9.96.91 is alive
boot #
```


Title:	DS-PHA How to Upgrade Hybrid Control Panel by RS232 Cable	Version:	v1.0	Date:	03/13/2020
Product:	DS-PHA Series Hybrid Security Control Panel			Page:	6 of 8

10. Copy firmware to the TFTP catalog, then open tftp



11. Enter update.



Title:	DS-PHA How to Upgrade Hybrid Control Panel by RS232 Cable	Version:	v1.0	Date:	03/13/2020
Product:	DS-PHA Series Hybrid Security Control Panel			Page:	7 of 8

12. Upgrade successful.

```
eth0 : phy status change : LINK=UP : DUPLEX=FULL : SPEED=100M
host 10.9.96.91 is alive
boot # update
eth0 : phy status change : LINK=DOWN : DUPLEX=FULL : SPEED=100M
eth0 : phy status change : LINK=UP : DUPLEX=FULL : SPEED=100M
TFTP from server 10.9.96.91; our IP address is 10.9.96.160
Download Filename 'digicap.dav'.
Download to address: 0x80008000
Downloading: #####
done
Bytes transferred = 8442384 (80d210 hex)
alloc 16292 bytes persist memory.
alloc 10184 bytes scratch memory.
cry lib created successfully, LIB VERSION 0.8.0, DATE 15.6.12
file header error; header chsum:0x82eec0a2[0x2d7b], len:718959869[108], filenum:1365187048
Can not find correct packet, try to decrypt..
result is: PASS!           decoding, please wait.
firm file decode ok
checking hash, please wait.
hash check ok.
cramfs.img checkSum ok !
Erasing SPI flash...done
Writing SPI flash...done
Upgrade check .....done
Erasing devcfg...done
boot #
```

13. Enter **res** to restart the device.

```
boot # res
```



Title:	DS-PHA How to Upgrade Hybrid Control Panel by RS232 Cable	Version:	v1.0	Date:	03/13/2020
Product:	DS-PHA Series Hybrid Security Control Panel			Page:	8 of 8

First Choice for Security Professionals
HIKVISION Technical Support