

<b>Title:</b>	How to Add Wireless Control Panel to Hik-connect	<b>Version:</b>	v1.0	<b>Date:</b>	10/9/2018
<b>Product:</b>	AX Series Wireless Security Control Panel			<b>Page:</b>	1 of 5

## Preparation

1. Hik-Connect Client:IOS:V3.6.0 180922 / Android:V3.6.1 180928 or above
2. AX Series Wireless Security Control Panel,V1.0.0 or above


## How to Add Wireless Control Panel to Hik-Connect

### 1. Add the device to Hik-Connect

- 1) Power on the control panel
- 2) Scan QR Code to enter the Scan QR code page. Scan the QR code on the control panel.

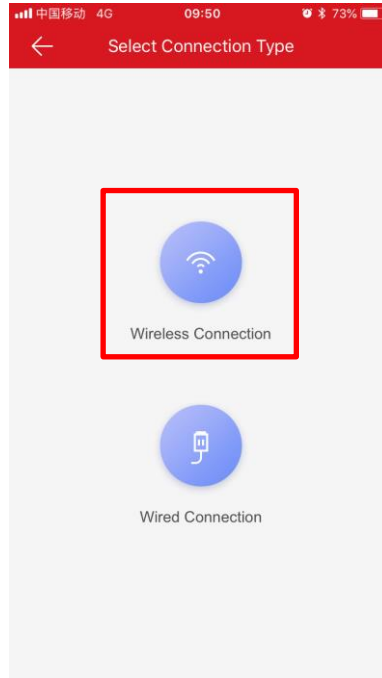


- 3) Tap Connect to a Network.

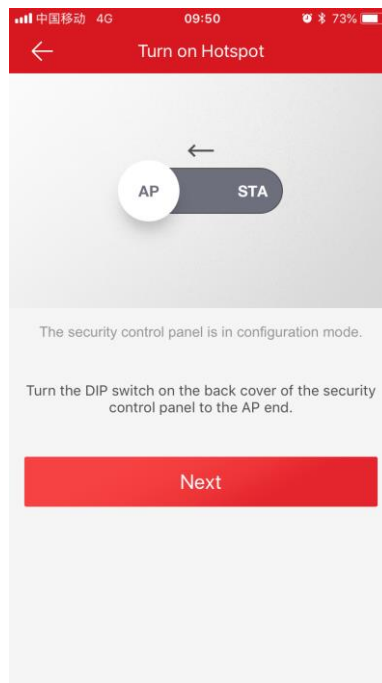


<b>Title:</b>	How to Add Wireless Control Panel to Hik-connect	<b>Version:</b>	v1.0	<b>Date:</b>	10/9/2018
<b>Product:</b>	AX Series Wireless Security Control Panel			<b>Page:</b>	2 of 5

4) Tap Wireless Connect on the Adding Type page.

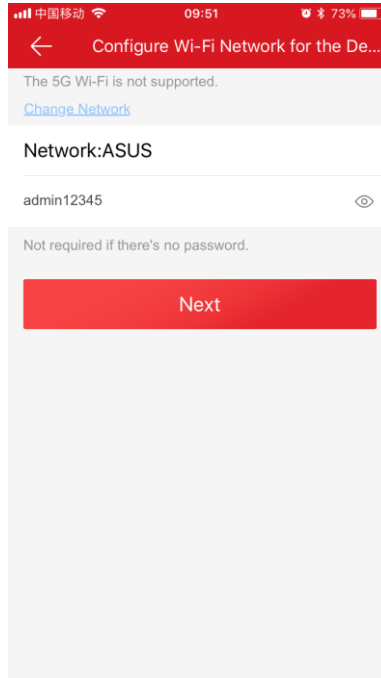


5) Follow the instructions and change the control panel to the AP mode. Tap Next.

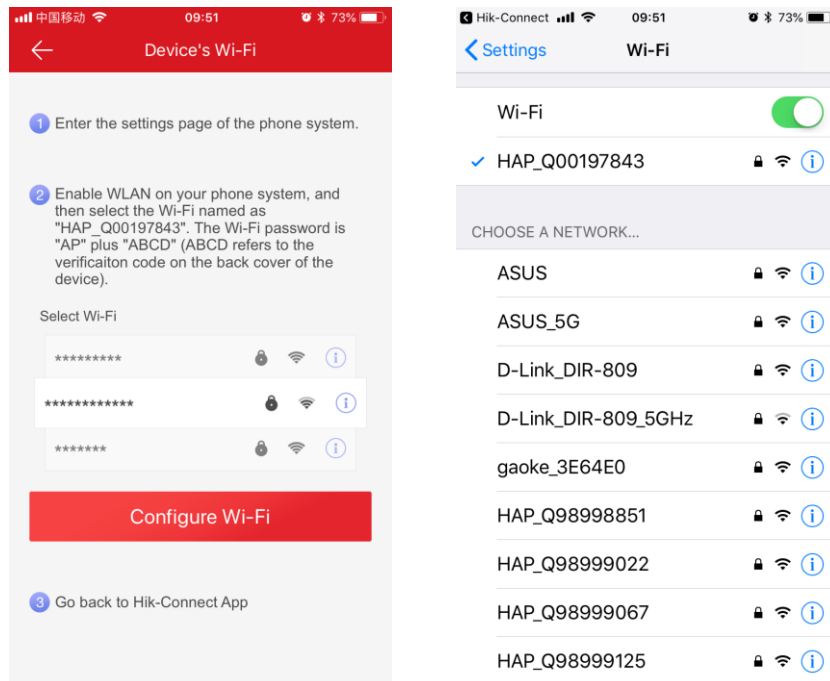


<b>Title:</b>	How to Add Wireless Control Panel to Hik-connect	<b>Version:</b>	v1.0	<b>Date:</b>	10/9/2018
<b>Product:</b>	AX Series Wireless Security Control Panel			<b>Page:</b>	3 of 5

6) Configure Wi-Fi for the device to connect.(Your phone need connect to the Wi-Fi)

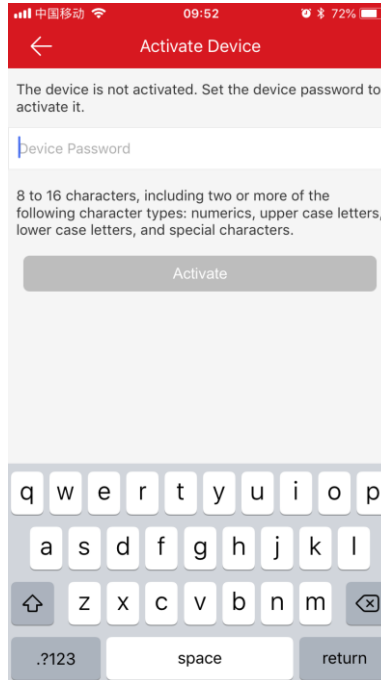


7) Follow the instructions on the Hik-connect and connect the mobile phone with the control panel via wireless connection.

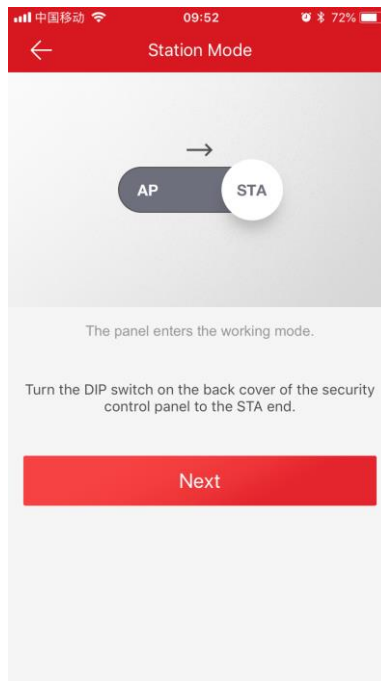


<b>Title:</b>	How to Add Wireless Control Panel to Hik-connect	<b>Version:</b>	v1.0	<b>Date:</b>	10/9/2018
<b>Product:</b>	AX Series Wireless Security Control Panel			<b>Page:</b>	4 of 5

8) Create a device password for device activation, and enter activate.

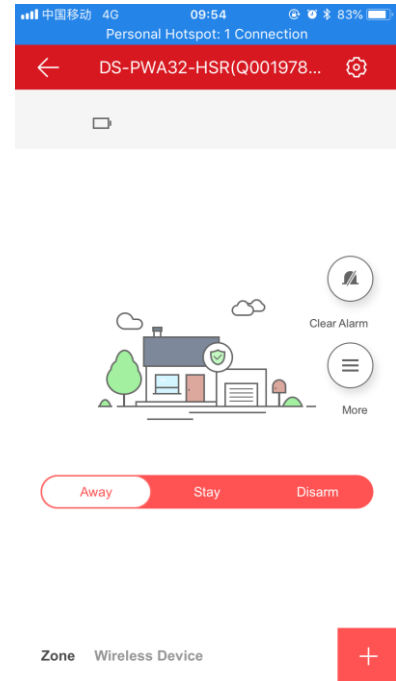
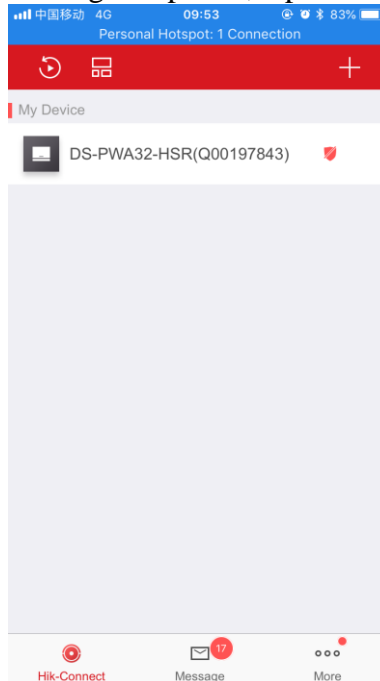
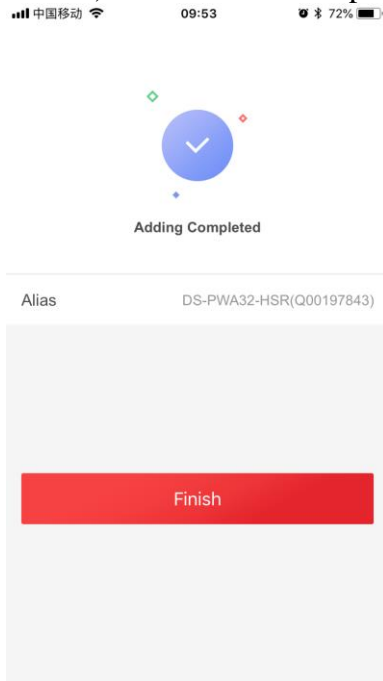


9) Follow the instructions and change the control panel to the Station mode. Tap Next.



<b>Title:</b>	How to Add Wireless Control Panel to Hik-connect	<b>Version:</b>	v1.0	<b>Date:</b>	10/9/2018
<b>Product:</b>	AX Series Wireless Security Control Panel			<b>Page:</b>	5 of 5

10) When the control panel is adding completed, tap Finish.



**First Choice for Security Professionals**  
**HIKVISION Technical Support**