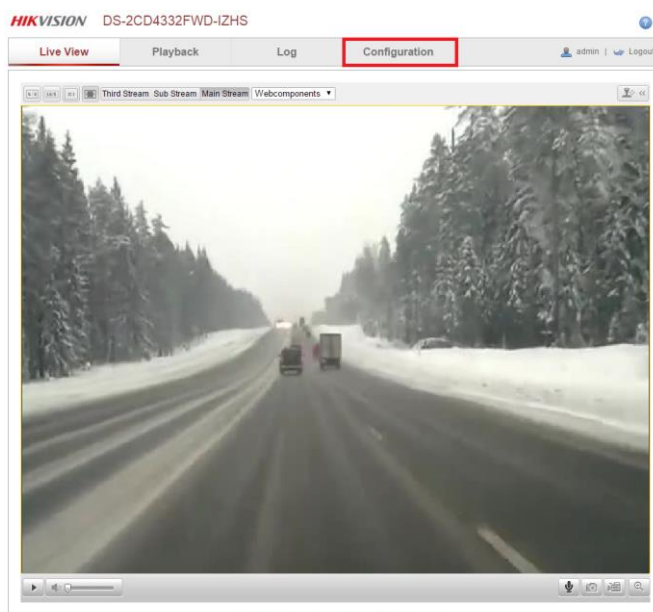
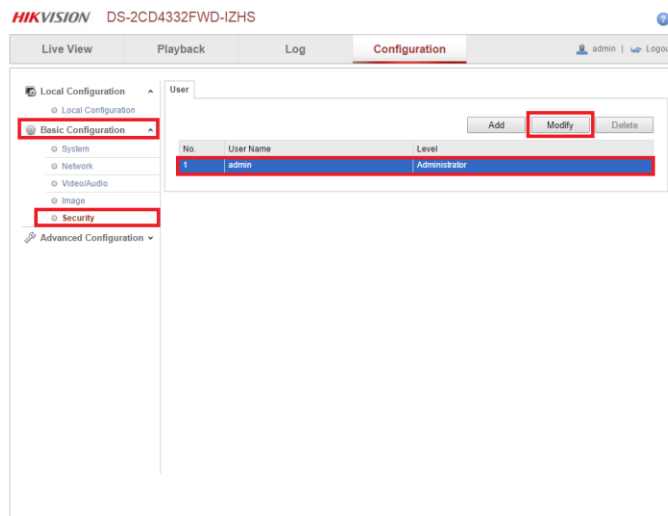


Title:	Changing IP Camera Password				
Date:	01/05/2015	Version:	1.0	Pages	2
Product:	All current Hikvision IP Camera models				
Action Required:	Information only				

To successfully change the default password on a Hikvision IP Camera:
Log in to the camera with a web browser and go to the **CONFIGURATION** tab.



Under **BASIC CONFIGURATION** go to **SECURITY**, highlight the desired user and press the **MODIFY** button

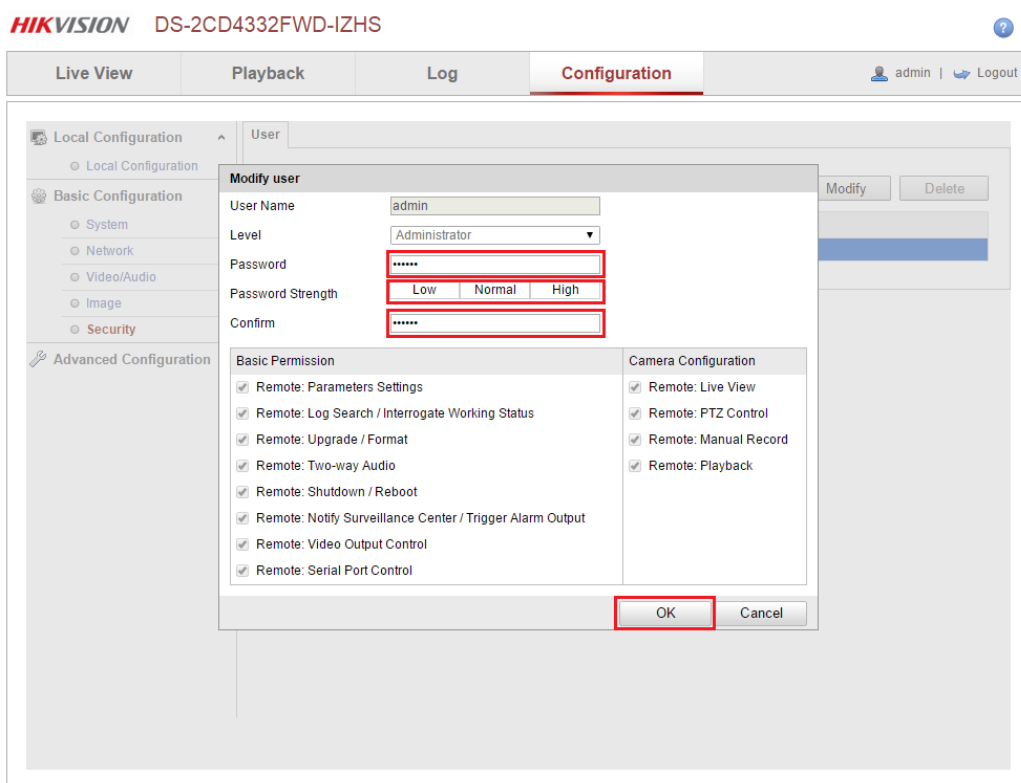


Title:	Changing IP Camera Password				
Date:	01/05/2015	Version:	1.0	Pages	2
Product:	All current Hikvision IP Camera models				
Action Required:	Information only				

The “**MODIFY USER**” window will appear.

Follow the following steps:

1. Enter the new password (the password strength will be shown below the password).
2. Confirm the new password (to avoid typos).
3. Press OK.



©Hikvision Digital Technology Co., Ltd. All Rights Reserved.