



Hikvision LED Displays Catalog 2023





Who is Hikvision?

Our Vision

Empower vision for the security and sustainable growth of the world.

Our Mission

To explore innovative ways to better perceive and understand the world. To empower vision for decision-makers and practitioners, and work together to enhance safety and advance sustainable development around the world.

Hikvision At a Glance



Total revenue
in 2021

\$12.62B



Annual growth rate
from 2020 to 2021

28.21%



Subsidiaries and branch
offices globally

66

100,000+

Partners
globally

Our products are used in
countries and regions

150+

2001

Year
founded



32.76%

Compound annual
growth rate from
2010 to 2021

10.13%

(\$1.28B)
of annual revenue
invested in R&D

1/2

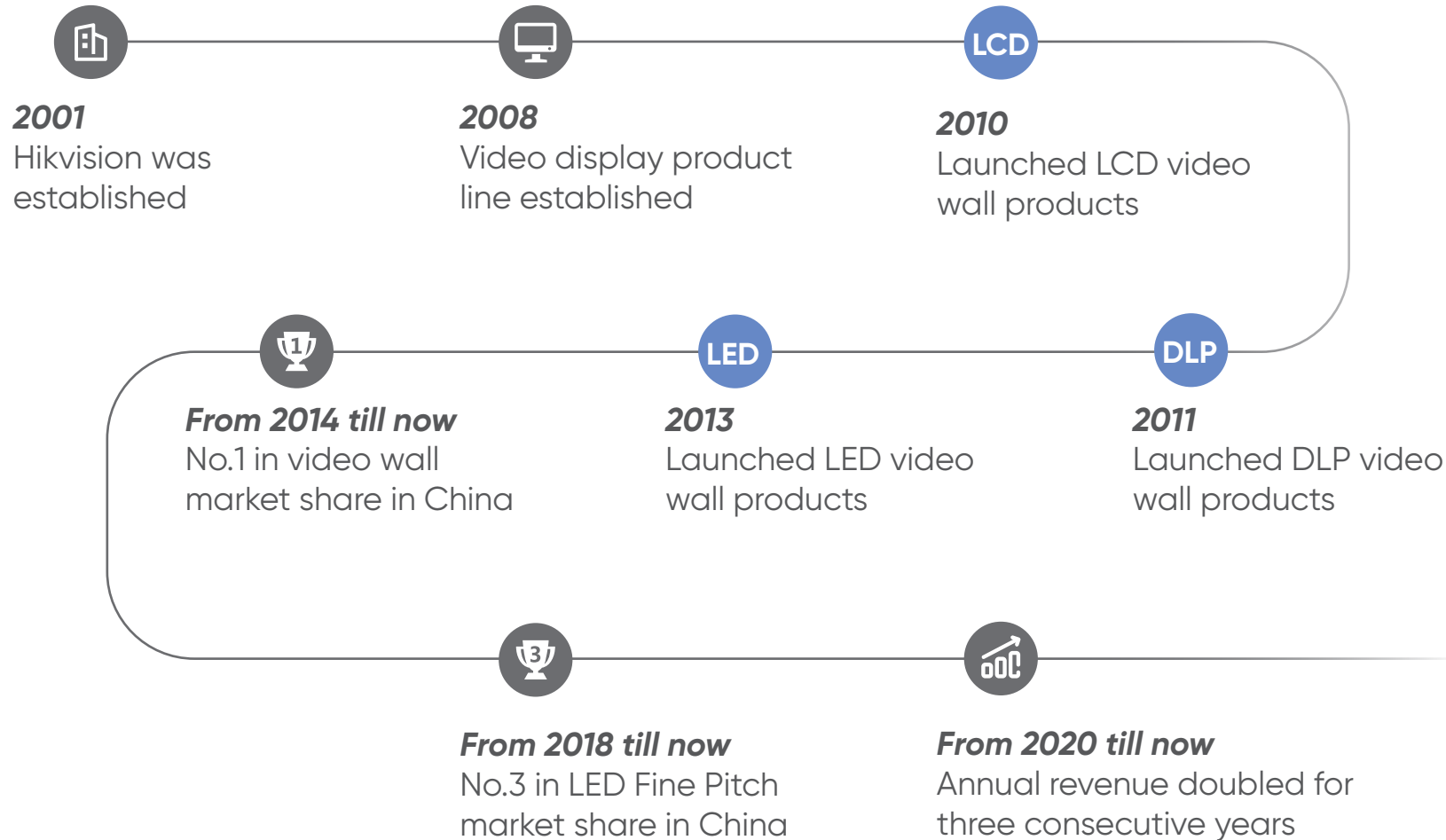
of 52,000+ worldwide
employees are
R&D Engineers

5,700+

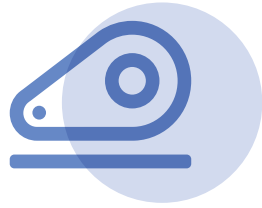
Patents



Hikvision Display Product Development Timeline



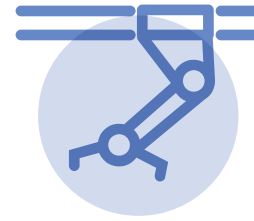
Hikvision LED Production Line




Fully imported ultra-high-speed patch line, capable of patching 64 million lamp beads per day, about 220m² P1.8.



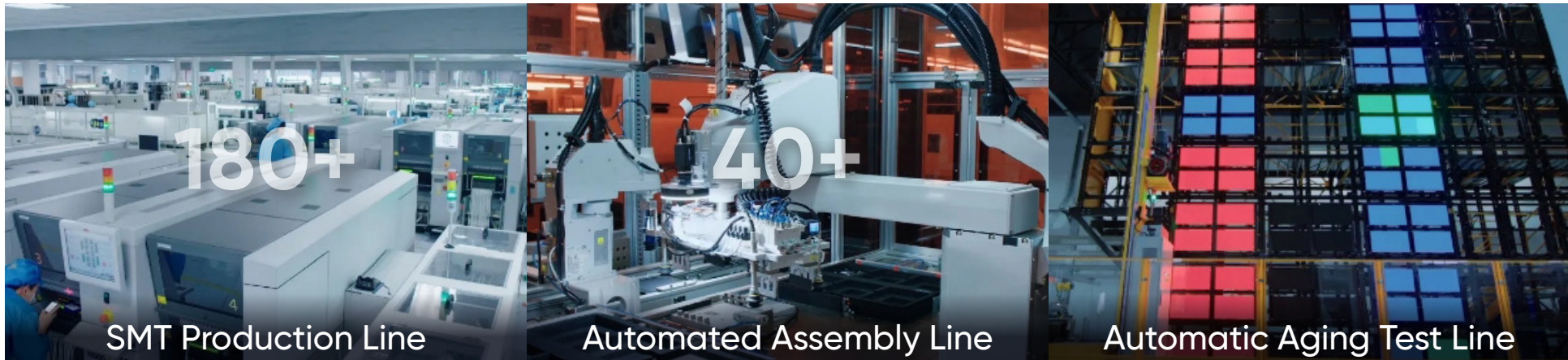
The first in the industry to acquire a fully-automated aging test.



Independently developed an automated LED assembly line, greatly improving production efficiency.



Hikvision's own machine vision technology monitors aging data in real time, and comprehensively improves delivery efficiency and product quality.



SMT Production Line


Automated Assembly Line

Automatic Aging Test Line


Hikvision LEDs Highlighted Features

True-to-Life Display

PixMaster Pixel Control Technology



Hikvision LED



Ordinary LED

Proprietary image processing technology enhances image clarity without loss of detail.

LED O&M Software Platform



The Hikvision LED O&M software making LED operation much easier, including

- LED automatic operation and maintenance,
- LED status monitoring and alarm
- LED configuration guidance
- LED troubleshooting guidance,

Simple Usability

Powerful LED Controller



High Capacity

- Up to 6 video input signals simultaneous display
- Max. 13.27MP with 24 RJ45 Ports

Video preview

- Support previewing the video wall through the built-in HDMI output interface

Built-in Video Wall Controller

- Support video wall management like splicing, window division, roaming, layout saving, etc.

Convenient Remote Control



LED screen

Convenient to use with the handheld Remote Control, including adjustment of display modes & signal source switches, brightness level, automatic dehumidification and blue light filtering.

Intelligent Energy-Saving Engine


PixMaster Intelligent image algorithm




PixMaster can adjust the lightness and gray scale automatically by analyzing the image. By adjusting the parameters, the intelligent image algorithm can help reduce energy consumption by around 20%.

Automatic Dehumidification

- One-click automatic dehumidification
- Extended LED lifespan and reduced broke light rate by 30%



Rainy Season



Moisture Region




Coastal Areas

High-Quality Hardware

Indoor LED

Dual Power Supply




Dual power backup design ensures more stable and secure operation.

High-Precision Seamless Splicing



Die-cast aluminum cabinet is lightweight and strong, ensuring seamless, high-precision splicing.

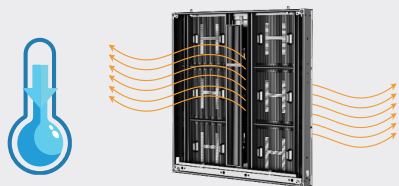
Floating Connector Design



The connector can move slightly, helping to adjust lamp board flatness

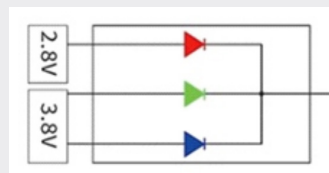
Outdoor LED

Excellent Heat Dissipation




- Specially designed heat sink to better dissipate heat
- Aluminum panel frame and chassis dissipate heat faster
- Operation without air conditioning below 60°C*

Common Cathode Energy Saving Technology



Accurate electricity distribution for RGB LED chips to save energy and decrease the power consumption by more than 50%

High IP Ratings











Excellent protection performance up to IP67 rating






Indoor LED Cabinet






Model		DS-D4207CI-ZWDB	DS-D4209CI-ZWDH(B)	DS-D4212CI-ZWDH(B)	DS-D4212FI-CWF	DS-D4212FI-CWFH
Image						
Module	Pixel Structure	Flip-chip COB	Flip-chip COB	Flip-chip COB	SMD triad LED	SMD triad LED (HOB)
	Pixel Pitch (mm)	0.78	0.9	1.25	1.25	1.25
	Module Composition (W × H)	2 × 1	2 × 4	2 × 4	2 × 4	2 × 4
Cabinet	Cabinet Dimension (W × H × D, mm)	600 × 337.5 × 45.6 (23.62" × 13.29" × 1.80")	600 × 337.5 × 35 (23.62" × 13.29" × 1.38")	600 × 337.5 × 35 (23.62" × 13.29" × 1.38")	600 × 337.5 × 50.9 (23.62" × 13.29" × 2.00")	600 × 337.5 × 50.9 (23.62" × 13.29" × 2.00")
	Cabinet Resolution (W × H)	768 × 432	640 × 360	480 × 270	480 × 270	480 × 270
	Cabinet Weight	6.5 Kg (14.33 lb)	4.5 Kg (9.92 lb)	4.5 Kg (9.92 lb)	5.4 Kg (11.9 lb)	5.4 Kg (11.9 lb)
	Pixel Density (dots/m ²)	1,638,400	1,137,777	640,000	640,000	640,000
	Cabinet Material	Die-casting aluminum	Die-casting aluminum	Die-casting aluminum	Magnalium	Magnalium
	Maintenance Method	Both front and rear maintenance	Front maintenance for all components	Front maintenance for all components	Front maintenance for all components	Front maintenance for all components
	Protection Level	Front IP65	Front IP65	Front IP65	Front IP60	Front IP60
Optical	Brightness (nits)	600	1,000	1,000	800	800
	Color Temperature (K)	3,000 to 10,000 adjustable	3,000 to 10,000 adjustable	3,000 to 10,000 adjustable	3,000 to 10,000 adjustable	3,000 to 10,000 adjustable
	Viewing Angle	Horizontal 160°, vertical 160°	Horizontal 150°, vertical 150°	Horizontal 150°, vertical 150°	Horizontal 160°, vertical 160°	Horizontal 160°, vertical 160°
	Contrast Ratio	15,000:1	14,000:1	18,000:1	≥ 5,000:1	≥ 5,000:1
Electrical	Peak Consumption (W/m ²)	470	470	470	600	600
	Average Consumption (W/m ²)	157	157	157	200	200
Processing Performance	Frame Rate (Hz)	60	60	60	60	60
	Refresh Rate (Hz)	3,840	3,840	3,840	3,840	3,840
	Grey Level (bit)	16	13	13	16	16
Certification		CE-EMC, CE-LVD, CB-LVD, RoHS	CE-EMC, CE-LVD, CB-LVD, RoHS	CE-EMC, CE-LVD, CB-LVD, RoHS	CE-EMC, CE-LVD, CB-LVD, RoHS	CE-EMC, CE-LVD, CB-LVD, RoHS

Model		DS-D4215FI-CWF	DS-D4215FI-CWFH	DS-D4218FI-CWF	DS-D4218FI-CWFH	DS-D4225FI-CWF
Image						
Module	Pixel Structure	SMD triad LED	SMD triad LED (HOB)	SMD triad LED	SMD triad LED (HOB)	SMD triad LED
	Pixel Pitch (mm)	1.5625	1.5625	1.875	1.875	2.48
	Module Composition (W × H)	2 × 4	2 × 4	2 × 4	2 × 4	2 × 4
Cabinet	Cabinet Dimension (W × H × D, mm)	600 × 337.5 × 50.9 (23.62" × 13.29" × 2.00")	600 × 337.5 × 50.9 (23.62" × 13.29" × 2.00")	600 × 337.5 × 50.9 (23.62" × 13.29" × 2.00")	600 × 337.5 × 50.9 (23.62" × 13.29" × 2.00")	600 × 337.5 × 50.9 (23.62" × 13.29" × 2.00")
	Cabinet Resolution (W × H)	384 × 216	384 × 216	320 × 180	320 × 180	240 × 136
	Cabinet Weight	5.4 Kg (11.9 lb)	5.4 Kg (11.9 lb)	5.4 Kg (11.9 lb)	5.4 Kg (11.9 lb)	5.4 Kg (11.9 lb)
	Pixel Density (dots/m ²)	409,600	409,600	284,444	284,444	161,185
	Cabinet Material	Magnalium	Magnalium	Magnalium	Magnalium	Magnalium
	Maintenance Method	Front maintenance for all components	Front maintenance for all components	Front maintenance for all components	Front maintenance for all components	Front maintenance for all components
	Protection Level	Front IP60	Front IP60	Front IP60	Front IP60	Front IP60
	Optical	Brightness (nits)	800	800	800	800
Color Temperature (K)		3,000 to 10,000 adjustable	3,000 to 10,000 adjustable	3,000 to 10,000 adjustable	3,000 to 10,000 adjustable	3,000 to 10,000 adjustable
Viewing Angle		Horizontal 160°, vertical 160°	Horizontal 160°, vertical 160°	Horizontal 160°, vertical 160°	Horizontal 160°, vertical 160°	Horizontal 160°, vertical 160°
Contrast Ratio		≥ 5,000:1	≥ 5,000:1	≥ 5,000:1	≥ 5,000:1	≥ 5,000:1
Electrical	Peak Consumption (W/m ²)	450	450	345	345	375
	Average Consumption (W/m ²)	150	150	155	155	125
Processing Performance	Frame Rate (Hz)	60	60	60	60	60
	Refresh Rate (Hz)	3,840	3,840	3,840	3,840	3,840
	Grey Level (bit)	16	16	16	16	16
Certification		CE-EMC, CE-LVD, CB-LVD, RoHS	CE-EMC, CE-LVD, CB-LVD, RoHS	CE-EMC, CE-LVD, CB-LVD, RoHS	CE-EMC, CE-LVD, CB-LVD, RoHS	CE-EMC, CE-LVD, CB-LVD, RoHS

Model		DS-D4215FI-CGFB	DS-D4215FI-CGFC	DS-D4215FI-CGFD	DS-D4215FI-CGFF	DS-D4219FI-CGFB
Image						
Module	Pixel Structure	SMD triad LED	SMD triad LED	SMD triad LED	SMD triad LED	SMD triad LED
	Pixel Pitch (mm)	1.5625	1.5625	1.5625	1.5625	1.953125
	Module Composition (W × H)	1 × 3	1 × 4	2 × 2	2 × 2	1 × 3
Cabinet	Cabinet Dimension (W × H × D, mm)	750 × 250 × 50 (29.53" × 9.84" × 1.97")	1,000 × 250 × 50 (39.37" × 9.84" × 1.97")	500 × 500 × 50 (19.69" × 19.69" × 1.97")	1,000 × 500 × 50 (39.37" × 19.69" × 1.97")	750 × 250 × 50 (29.53" × 9.84" × 1.97")
	Cabinet Resolution (W × H)	480 × 160	640 × 160	320 × 320	640 × 320	384 × 128
	Cabinet Weight	4.59 Kg (10.12 lb)	5.65 Kg (12.46 lb)	5.6 Kg (12.35 lb)	10.54 Kg (23.24 lb)	4.59 Kg (10.12 lb)
	Pixel Density (dots/m ²)	409,600	409,600	409,600	409,600	252,144
	Cabinet Material	Die-casting aluminum	Die-casting aluminum	Die-casting aluminum	Die-casting aluminum	Die-casting aluminum
	Maintenance Method	Front maintenance for all components	Front maintenance for all components	Front maintenance for all components	Front maintenance for all components	Front maintenance for all components
	Protection Level	Front IP60	Front IP60	Front IP60	Front IP60	Front IP60
Optical	Brightness (nits)	Standard 800, peak 1,000	Standard 800, peak 1,000	Standard 800, peak 1,000	Standard 800, peak 1,000	Standard 800, peak 1,000
	Color Temperature (K)	3,000 to 10,000 adjustable	3,000 to 10,000 adjustable	3,000 to 10,000 adjustable	3,000 to 10,000 adjustable	3,000 to 10,000 adjustable
	Viewing Angle	Horizontal 160°, vertical 160°	Horizontal 160°, vertical 160°	Horizontal 160°, vertical 160°	Horizontal 160°, vertical 160°	Horizontal 160°, vertical 160°
	Contrast Ratio	≥ 5,000:1	≥ 5,000:1	≥ 5,000:1	≥ 5,000:1	≥ 5,000:1
Electrical	Peak Consumption (W/m ²)	520	520	520	520	520
	Average Consumption (W/m ²)	180	180	180	180	180
Processing Performance	Frame Rate (Hz)	60	60	60	60	60
	Refresh Rate (Hz)	3,840	3,840	3,840	3,840	3,840
	Grey Level (bit)	16	16	16	16	16
Certification		CE-EMC, CE-LVD, CB-LVD, RoHS	CE-EMC, CE-LVD, CB-LVD, RoHS	CE-EMC, CE-LVD, CB-LVD, RoHS	CE-EMC, CE-LVD, CB-LVD, RoHS	CE-EMC, CE-LVD, CB-LVD, RoHS


Model		DS-D4219FI-CGFC	DS-D4219FI-CGFD	DS-D4219FI-CGFF	DS-D4226FI-CGFB	DS-D4226FI-CGFC
Image						
Module	Pixel Structure	SMD triad LED	SMD triad LED	SMD triad LED	SMD triad LED	SMD triad LED
	Pixel Pitch (mm)	1.953125	1.953125	1.953125	2.604	2.604
	Module Composition (W × H)	1 × 4	2 × 2	2 × 4	1 × 3	1 × 4
Cabinet	Cabinet Dimension (W × H × D, mm)	1,000 × 250 × 50 (39.37" × 9.84" × 1.97")	500 × 500 × 50 (19.69" × 19.69" × 1.97")	1,000 × 500 × 50 (39.37" × 19.69" × 1.97")	750 × 250 × 50 (29.53" × 9.84" × 1.97")	1,000 × 250 × 50 (39.37" × 9.84" × 1.97")
	Cabinet Resolution (W × H)	512 × 128	256 × 256	512 × 256	288 × 96	384 × 96
	Cabinet Weight	5.65 Kg (12.46 lb)	5.6 Kg (12.35 lb)	10.54 Kg (23.24 lb)	4.59 Kg (10.12 lb)	5.65 Kg (12.46 lb)
	Pixel Density (dots/m ²)	252,144	252,144	252,144	147,456	147,456
	Cabinet Material	Die-casting aluminum	Die-casting aluminum	Die-casting aluminum	Die-casting aluminum	Die-casting aluminum
	Maintenance Method	Front maintenance for all components	Front maintenance for all components	Front maintenance for all components	Front maintenance for all components	Front maintenance for all components
	Protection Level	Front IP60	Front IP60	Front IP60	Front IP60	Front IP60
Optical	Brightness (nits)	Standard 800, peak 1,000	Standard 800, peak 1,000	Standard 800, peak 1,000	Standard 800, peak 1,000	Standard 800, peak 1,000
	Color Temperature (K)	3,000 to 10,000 adjustable	3,000 to 10,000 adjustable	3,000 to 10,000 adjustable	3,000 to 10,000 adjustable	3,000 to 10,000 adjustable
	Viewing Angle	Horizontal 160°, vertical 160°	Horizontal 160°, vertical 160°	Horizontal 160°, vertical 160°	Horizontal 160°, vertical 160°	Horizontal 160°, vertical 160°
	Contrast Ratio	≥ 5,000:1	≥ 5,000:1	≥ 5,000:1	≥ 5,000:1	≥ 5,000:1
Electrical	Peak Consumption (W/m ²)	520	520	520	550	550
	Average Consumption (W/m ²)	180	180	180	185	185
Processing Performance	Frame Rate (Hz)	60	60	60	60	60
	Refresh Rate (Hz)	3,840	3,840	3,840	3,840	3,840
	Grey Level (bit)	16	16	16	16	16
Certification		CE-EMC, CE-LVD, CB-LVD, RoHS	CE-EMC, CE-LVD, CB-LVD, RoHS	CE-EMC, CE-LVD, CB-LVD, RoHS	CE-EMC, CE-LVD, CB-LVD, RoHS	CE-EMC, CE-LVD, CB-LVD, RoHS








Model		DS-D4226FI-CGFD	DS-D4226FI-CGFF	DS-D4229FI-CGFB	DS-D4229FI-CGFC	DS-D4229FI-CGFD
Image						
Module	Pixel Structure	SMD triad LED	SMD triad LED	SMD triad LED	SMD triad LED	SMD triad LED
	Pixel Pitch (mm)	2.604	2.604	2.97619	2.97619	2.97619
	Module Composition (W × H)	2 × 2	2 × 4	1 × 3	1 × 4	2 × 2
Cabinet	Cabinet Dimension (W × H × D, mm)	500 × 500 × 50 (19.69" × 19.69" × 1.97")	1,000 × 500 × 50 (39.37" × 19.69" × 1.97")	750 × 250 × 50 (29.53" × 9.84" × 1.97")	1,000 × 250 × 50 (39.37" × 9.84" × 1.97")	500 × 500 × 50 (19.69" × 19.69" × 1.97")
	Cabinet Resolution (W × H)	192 × 192	384 × 192	252 × 84	336 × 84	168 × 168
	Cabinet Weight	5.6 Kg (12.35 lb)	10.54 Kg (23.24 lb)	4.59 Kg (10.12 lb)	5.65 Kg (12.46 lb)	5.6 Kg (12.35 lb)
	Pixel Density (dots/m ²)	147,456	147,456	112,896	112,896	112,896
	Cabinet Material	Die-casting aluminum	Die-casting aluminum	Die-casting aluminum	Die-casting aluminum	Die-casting aluminum
	Maintenance Method	Front maintenance for all components	Front maintenance for all components	Front maintenance for all components	Front maintenance for all components	Front maintenance for all components
	Protection Level	Front IP60	Front IP60	Front IP60	Front IP60	Front IP60
Optical	Brightness (nits)	Standard 800, peak 1,000	Standard 800, peak 1,000	Standard 800, peak 1,000	Standard 800, peak 1,000	Standard 800, peak 1,000
	Color Temperature (K)	3,000 to 10,000 adjustable	3,000 to 10,000 adjustable	3,000 to 10,000 adjustable	3,000 to 10,000 adjustable	3,000 to 10,000 adjustable
	Viewing Angle	Horizontal 160°, vertical 160°	Horizontal 160°, vertical 160°	Horizontal 160°, vertical 160°	Horizontal 160°, vertical 160°	Horizontal 160°, vertical 160°
	Contrast Ratio	≥ 5,000:1	≥ 5,000:1	≥ 5,000:1	≥ 5,000:1	≥ 5,000:1
Electrical	Peak Consumption (W/m ²)	550	550	600	600	600
	Average Consumption (W/m ²)	185	185	185	185	185
Processing Performance	Frame Rate (Hz)	60	60	60	60	60
	Refresh Rate (Hz)	3,840	3,840	3,840	3,840	3,840
	Grey Level (bit)	16	16	16	16	16
Certification		CE-EMC, CE-LVD, CB-LVD, RoHS	CE-EMC, CE-LVD, CB-LVD, RoHS	CE-EMC, CE-LVD, CB-LVD, RoHS	CE-EMC, CE-LVD, CB-LVD, RoHS	CE-EMC, CE-LVD, CB-LVD, RoHS

Model		DS-D4229FI-CGFF	DS-D4239FI-CGFB	DS-D4239FI-CGFC	DS-D4239FI-CGFD	DS-D4239FI-CGFF
Image						
Module	Pixel Structure	SMD triad LED	SMD triad LED	SMD triad LED	SMD triad LED	SMD triad LED
	Pixel Pitch (mm)	2.97619	3.90625	3.90625	3.90625	3.90625
	Module Composition (W × H)	2 × 4	1 × 3	1 × 4	2 × 2	2 × 4
Cabinet	Cabinet Dimension (W × H × D, mm)	1,000 × 500 × 50 (39.37" × 19.69" × 1.97")	750 × 250 × 50 (29.53" × 9.84" × 1.97")	1,000 × 250 × 50 (39.37" × 9.84" × 1.97")	500 × 500 × 50 (19.69" × 19.69" × 1.97")	1,000 × 500 × 50 (39.37" × 19.69" × 1.97")
	Cabinet Resolution (W × H)	336 × 168	192 × 64	256 × 64	128 × 128	256 × 128
	Cabinet Weight	10.54 Kg (23.24 lb)	4.59 Kg (10.12 lb)	5.65 Kg (12.46 lb)	5.6 Kg (12.35 lb)	10.54 Kg (23.24 lb)
	Pixel Density (dots/m ²)	112,896	65,536	65,536	65,536	65,536
	Cabinet Material	Die-casting aluminum	Die-casting aluminum	Die-casting aluminum	Die-casting aluminum	Die-casting aluminum
	Maintenance Method	Front maintenance for all components	Front maintenance for all components	Front maintenance for all components	Front maintenance for all components	Front maintenance for all components
	Protection Level	Front IP60	Front IP60	Front IP60	Front IP60	Front IP60
	Optical	Brightness (nits)	Standard 800, peak 1,000	Standard 800, peak 1,000	Standard 800, peak 1,000	Standard 800, peak 1,000
Color Temperature (K)		3,000 to 10,000 adjustable	3,000 to 10,000 adjustable	3,000 to 10,000 adjustable	3,000 to 10,000 adjustable	3,000 to 10,000 adjustable
Viewing Angle		Horizontal 160°, vertical 160°	Horizontal 160°, vertical 160°	Horizontal 160°, vertical 160°	Horizontal 160°, vertical 160°	Horizontal 160°, vertical 160°
Contrast Ratio		≥ 5,000:1	≥ 5,000:1	≥ 5,000:1	≥ 5,000:1	≥ 5,000:1
Electrical	Peak Consumption (W/m ²)	600	550	550	550	550
	Average Consumption (W/m ²)	185	185	185	185	185
Processing Performance	Frame Rate (Hz)	60	60	60	60	60
	Refresh Rate (Hz)	3,840	3,840	3,840	3,840	3,840
	Grey Level (bit)	16	16	16	16	16
Certification		CE-EMC, CE-LVD, CB-LVD, RoHS	CE-EMC, CE-LVD, CB-LVD, RoHS	CE-EMC, CE-LVD, CB-LVD, RoHS	CE-EMC, CE-LVD, CB-LVD, RoHS	CE-EMC, CE-LVD, CB-LVD, RoHS

Outdoor LED Cabinet

Model		DS-D4229FO-CLFS	DS-D4239FO-CLFS	DS-D4239FO-CLFL	DS-D4248FO-CLFS	DS-D4248FO-CLFL
Image						
Module	Pixel Structure	SMD triad LED	SMD triad LED	SMD triad LED	SMD triad LED	SMD triad LED
	Pixel Pitch (mm)	2.97	3.91	3.91	4.81	4.81
	Module Composition (W × H)	2 × 2	1 × 2	1 × 4	1 × 2	1 × 4
	Module Structure	Aluminum Shell	Aluminum Shell	Aluminum Shell	Aluminum Shell	Aluminum Shell
Cabinet	Cabinet Dimension (W × H × D, mm)	500 × 500 × 97 (19.69" × 19.69" × 3.82")	500 × 500 × 97 (19.69" × 19.69" × 3.82")	500 × 1,000 × 97 (19.69" × 39.37" × 3.82")	500 × 500 × 97 (19.69" × 19.69" × 3.82")	500 × 1,000 × 97 (19.69" × 39.37" × 3.82")
	Cabinet Resolution (W × H)	168 × 168	128 × 128	128 × 256	104 × 104	104 × 208
	Cabinet Weight	9.5 Kg (20.94 lb)	9.12 Kg (20.11 lb)	17 Kg (37.48 lb)	9 Kg (19.84 lb)	16.7 Kg (36.82 lb)
	Pixel Density (dots/m ²)	112,896	65,536	65,536	43,264	43,264
	Cabinet Material	Aluminum profile	Aluminum profile	Aluminum profile	Aluminum profile	Aluminum profile
	Maintenance Method	Both front and rear maintenance	Both front and rear maintenance	Both front and rear maintenance	Both front and rear maintenance	Both front and rear maintenance
	Protection Level	Front IP67 and rear IP66	Front IP67 and rear IP66	Front IP67 and rear IP66	Front IP67 and rear IP66	Front IP67 and rear IP66
Optical	Brightness (nits)	4,500	4,500	5,000	5,000	4,500
	Color Temperature (K)	3,000 to 10,000 adjustable	3,000 to 10,000 adjustable	3,000 to 10,000 adjustable	3,000 to 10,000 adjustable	3,000 to 10,000 adjustable
	Viewing Angle	Horizontal 160°, vertical 80°	Horizontal 160°, vertical 80°	Horizontal 160°, vertical 80°	Horizontal 160°, vertical 80°	Horizontal 160°, vertical 80°
	Contrast Ratio	≥ 5,000:1	≥ 5,000:1	≥ 5,000:1	≥ 5,000:1	≥ 5,000:1
Electrical	Peak Consumption (W/m ²)	560	650	650	650	650
	Average Consumption (W/m ²)	180	210	210	210	210
Processing Performance	Frame Rate (Hz)	50/60	50/60	50/60	50/60	50/60
	Refresh Rate (Hz)	3,840	3,840	3,840	3,840	3,840
	Grey Level (bit)	14	14	14	14	14
Certification		CE-EMC, CE-LVD, CB-LVD, RoHS	CE-EMC, CE-LVD, CB-LVD, RoHS	CE-EMC, CE-LVD, CB-LVD, RoHS	CE-EMC, CE-LVD, CB-LVD, RoHS	CE-EMC, CE-LVD, CB-LVD, RoHS

Model		DS-D4260FO-CLF	DS-D4260FO-GLF	DS-D4280FO-CLF	DS-D4280FO-GLF	DS-D42A0FO-CLF
Image						
Module	Pixel Structure	SMD triad LED	Gold wire SMD triad LED	SMD triad LED	Gold wire SMD triad LED	SMD triad LED
	Pixel Pitch (mm)	6.67	6.67	8	8	10
	Module Composition (W × H)	2 × 3	2 × 3	2 × 3	2 × 3	2 × 3
	Module Structure	Aluminum Shell	Aluminum Shell	Aluminum Shell	Aluminum Shell	Aluminum Shell
Cabinet	Cabinet Dimension (W × H × D, mm)	960 × 960 × 97 (37.80" × 37.80" × 3.82")	960 × 960 × 97 (37.80" × 37.80" × 3.82")	960 × 960 × 97 (37.80" × 37.80" × 3.82")	960 × 960 × 97 (37.80" × 37.80" × 3.82")	960 × 960 × 97 (37.80" × 37.80" × 3.82")
	Cabinet Resolution (W × H)	144 × 144	144 × 144	120 × 120	120 × 120	96 × 96
	Cabinet Weight	28 Kg (61.73 lb)	28 Kg (61.73 lb)	28 Kg (61.73 lb)	28 Kg (61.73 lb)	28 Kg (61.73 lb)
	Pixel Density (dots/m ²)	22,500	22,500	15,625	15,625	10,000
	Cabinet Material	Aluminum profile	Aluminum profile	Magnalium	Aluminum profile	Aluminum profile
	Maintenance Method	Both front and rear maintenance	Both front and rear maintenance	Both front and rear maintenance	Both front and rear maintenance	Both front and rear maintenance
	Protection Level	Front IP67 and rear IP66	Front IP67 and rear IP66	Front IP67 and rear IP66	Front IP67 and rear IP66	Front IP67 and rear IP66
Optical	Brightness (nits)	6,000	8,500	6,000	10,000	6,000
	Color Temperature (K)	3,000 to 10,000 adjustable	3,000 to 10,000 adjustable	2,000 to 9,3000 adjustable	3,000 to 10,000 adjustable	3,000 to 10,000 adjustable
	Viewing Angle	Horizontal 160°, vertical 80°	Horizontal 160°, vertical 80°	Horizontal 160°, vertical 80°	Horizontal 160°, vertical 80°	Horizontal 160°, vertical 80°
	Contrast Ratio	≥ 8,000:1	≥ 8,000:1	≥ 8,000:1	≥ 8,000:1	≥ 8,000:1
Electrical	Peak Consumption (W/m ²)	580	580	580	580	580
	Average Consumption (W/m ²)	200	200	200	200	200
Processing Performance	Frame Rate (Hz)	50/60	50/60	60	50/60	50/60
	Refresh Rate (Hz)	3,840	3,840	3,840	3,840	3,840
	Grey Level (bit)	14	14	14	14	14
Certification		CE-EMC, CE-LVD, CB-LVD, RoHS	CE-EMC, CE-LVD, CB-LVD, RoHS	CE-EMC, CE-LVD, CB-LVD, RoHS	CE-EMC, CE-LVD, CB-LVD, RoHS	CE-EMC, CE-LVD, CB-LVD, RoHS




Model		DS-D42A0FO-GLF	DS-D4239FO-CLFL/C	DS-D4248FO-CLFL/C	DS-D4260FO-CLF/C	DS-D4260FO-GLF/C	DS-D42A0FO-CLF/C	DS-D42A0FO-GLF/C
Image								
Module	Pixel Structure	Gold wire SMD triad LED	SMD triad LED	SMD triad LED	SMD triad LED	Gold wire SMD triad LED	SMD triad LED	Gold wire SMD triad LED
	Pixel Pitch (mm)	10	3.91	4.81	6.67	6.67	10	3.91
	Module Composition (W × H)	2 × 3	1 × 4	1 × 4	1 × 3	1 × 3	1 × 3	1 × 3
	Module Structure	Aluminum Shell	Plastic Shell	Plastic Shell	Aluminum Shell	Aluminum Shell	Aluminum Shell	Plastic Shell
Cabinet	Cabinet Dimension (W × H × D, mm)	960 × 960 × 97 (37.80" × 37.80" × 3.82")	125 × 1,000 × 104 (4.92" × 39.37" × 4.09")	125 × 1,000 × 104 (4.92" × 39.37" × 4.09")	120 × 960 × 127 (4.72" × 37.80" × 5.00")	120 × 960 × 127 (4.72" × 37.80" × 5.00")	120 × 960 × 127 (4.72" × 37.80" × 5.00")	120 × 960 × 127 (4.72" × 37.80" × 5.00")
	Cabinet Resolution (W × H)	96 × 96	32 × 256	26 × 208	18 × 144	18 × 144	12 × 96	12 × 96
	Cabinet Weight	28 Kg (61.73 lb)	5.3 Kg (11.68 lb)	5 Kg (10.02 lb)	5 Kg (10.02 lb)	6 Kg (10.02 lb)	5 Kg (10.02 lb)	5 Kg (10.02 lb)
	Pixel Density (dots/m ²)	10,000	65,536	43,264	22,500	22,500	10,000	10,000
	Cabinet Material	Aluminum profile	Aluminum profile	Magnalium	Aluminum profile	Aluminum profile	Aluminum profile	Aluminum profile
	Maintenance Method	Both front and rear maintenance	Rear maintenance	Rear maintenance	Rear maintenance	Rear maintenance	Rear maintenance	Rear maintenance
	Protection Level	Front IP67 and rear IP66	Front IP67 and rear IP66	Front IP67 and rear IP66	Front IP67 and rear IP66	Front IP67 and rear IP66	Front IP67 and rear IP66	Front IP67 and rear IP66
Optical	Brightness (nits)	10,000	4,500	4,500	6,000	8,500	6,000	10,000
	Color Temperature (K)	3,000 to 10,000 adjustable	3,000 to 10,000 adjustable	2,000 to 9,3000 adjustable	3,000 to 10,000 adjustable	3,000 to 10,000 adjustable	3,000 to 10,000 adjustable	3,000 to 10,000 adjustable
	Viewing Angle	Horizontal 160°, vertical 80°	Horizontal 160°, vertical 80°	Horizontal 160°, vertical 80°	Horizontal 160°, vertical 80°	Horizontal 160°, vertical 80°	Horizontal 160°, vertical 80°	Horizontal 160°, vertical 80°
	Contrast Ratio	≥ 8,000:1	≥ 5,000:1	≥ 5,000:1	≥ 8,000:1	≥ 8,000:1	≥ 8,000:1	≥ 8,000:1
Electrical	Peak Consumption (W/m ²)	580	650	650	580	580	580	580
	Average Consumption (W/m ²)	200	210	210	200	200	200	200
Processing Performance	Frame Rate (Hz)	50/60	50/60	60	50/60	50/60	50/60	50/60
	Refresh Rate (Hz)	3,840	3,840	3,840	3,840	3,840	3,840	3,840
	Grey Level (bit)	14	14	14	14	14	14	14
Certification		CE-EMC, CE-LVD, CB-LVD, RoHS	CE-EMC, CE-LVD, CB-LVD, RoHS	CE-EMC, CE-LVD, CB-LVD, RoHS	CE-EMC, CE-LVD, CB-LVD, RoHS	CE-EMC, CE-LVD, CB-LVD, RoHS	CE-EMC, CE-LVD, CB-LVD, RoHS	CE-EMC, CE-LVD, CB-LVD, RoHS

Rental LED Display




Model		DS-D4219RI-CQF	DS-D4226RI-CQF	DS-D4229RI-CQF	DS-D4239RI-CQF	DS-D4248RI-CQF
Image						
Application Scenario		Indoor	Indoor	Indoor	Indoor	Indoor
Module	Pixel Structure	SMD triad LED	SMD triad LED	SMD triad LED	SMD triad LED	SMD triad LED
	Pixel Pitch (mm)	1.953	2.604	2.971	3.91	4.81
	Module Composition (W × H)	2 × 2	2 × 2	2 × 2	2 × 2	2 × 2
Cabinet	Cabinet Dimension (W × H × D, mm)	500 × 500 × 90 (19.69" × 19.69" × 3.54")	500 × 500 × 90 (19.69" × 19.69" × 3.54")	500 × 500 × 90 (19.69" × 19.69" × 3.54")	500 × 500 × 90 (19.69" × 19.69" × 3.54")	500 × 500 × 90 (19.69" × 19.69" × 3.54")
	Cabinet Resolution (W × H)	256 × 256	192 × 192	168 × 168	128 × 128	104 × 104
	Cabinet Weight	7.5 Kg (16.53lb)	7.5 Kg (16.53lb)	7.5 Kg (16.53lb)	7.5 Kg (16.53lb)	7.5 Kg (16.53lb)
	Pixel Density (dots/m ²)	262,144	147,456	112,896	65,536	43,264
	Cabinet Material	Die-casting aluminum	Die-casting aluminum	Die-casting aluminum	Die-casting aluminum	Die-casting aluminum
	Maintenance Method	Front maintenance for all components	Front maintenance for all components	Front maintenance for all components	Front maintenance for all components	Front maintenance for all components
	Protection Level	Front and rear both IP40	Front and rear both IP40	Front and rear both IP40	Front and rear both IP40	Front and rear both IP40
Optical	Brightness (nits)	800	800	800	800	800
	Color Temperature (K)	3,000 to 10,000 adjustable	3,000 to 10,000 adjustable	3,000 to 10,000 adjustable	3,000 to 10,000 adjustable	3,000 to 10,000 adjustable
	Viewing Angle	Horizontal 120°, vertical 120°	Horizontal 120°, vertical 120°	Horizontal 120°, vertical 120°	Horizontal 120°, vertical 120°	Horizontal 120°, vertical 120°
	Contrast Ratio	5,000 : 1	5,000 : 1	5,000:1	5,000:1	5,000:1
Electrical	Peak Consumption (W/m ²)	500	500	500	500	500
	Average Consumption (W/m ²)	170	170	170	170	170
Processing Performance	Frame Rate (Hz)	60	60	60	60	60
	Refresh Rate (Hz)	3,840	3,840	3,840	3,840	3,840
	Grey Level (bit)	14	14	14	14	14
Package		Flight case	Flight case	Flight case	Flight case	Flight case
Certification		CE-EMC, CE-LVD, CB-LVD, RoHS	CE-EMC, CE-LVD, CB-LVD, RoHS	CE-EMC, CE-LVD, CB-LVD, RoHS	CE-EMC, CE-LVD, CB-LVD, RoHS	CE-EMC, CE-LVD, CB-LVD, RoHS

Model		DS-D4226RO-CQ	DS-D4229RO-CQ	DS-D4239RO-CQ	DS-D4248RO-CQ	DS-D4239RI-CQFL	DS-D4248RI-CQFL	DS-D4239RO-CQL	DS-D4248RO-CQL
Image									
Application Scenario		Outdoor	Outdoor	Outdoor	Outdoor	Indoor	Indoor	Outdoor	Outdoor
Module	Pixel Structure	SMD triad LED	SMD triad LED	SMD triad LED	SMD triad LED	SMD triad LED	SMD triad LED	SMD triad LED	SMD triad LED
	Pixel Pitch (mm)	2.6	2.971	3.91	4.81	3.91	4.81	3.91	4.81
	Module Composition (W × H)	2 × 2	2 × 2	2 × 2	2 × 2	2 × 4	2 × 4	2 × 4	2 × 4
Cabinet	Cabinet Dimension (W × H × D, mm)	500 × 500 × 90 (19.69" × 19.69" × 3.54")	500 × 500 × 90 (19.69" × 19.69" × 3.54")	500 × 500 × 90 (19.69" × 19.69" × 3.54")	500 × 500 × 90 (19.69" × 19.69" × 3.54")	500 × 1,000 × 90 (19.69" × 39.37" × 3.54")	500 × 1,000 × 90 (19.69" × 39.37" × 3.54")	500 × 1,000 × 90 (19.69" × 39.37" × 3.54")	500 × 1,000 × 90 (19.69" × 39.37" × 3.54")
	Cabinet Resolution (W × H)	192 × 192	168 × 168	128 × 128	104 × 104	128 × 256	104 × 208	128 × 256	104 × 208
	Cabinet Weight	8 Kg (17.64lb)	8 Kg (17.64lb)	8 Kg (17.64lb)	8 Kg (17.64lb)	11.5 Kg (25.35 lb)	11.5 Kg (25.35 lb)	13 Kg (28.66 lb)	13 Kg (28.66 lb)
	Pixel Density (dots/m ²)	147,456	112,896	65,536	43,264	65,536	43,264	65,536	43,264
	Cabinet Material	Die-casting aluminum	Die-casting aluminum	Die-casting aluminum	Die-casting aluminum	Die-casting aluminum	Die-casting aluminum	Die-casting aluminum	Die-casting aluminum
	Maintenance Method	Rear maintenance	Rear maintenance	Rear maintenance	Rear maintenance	Front maintenance for all components	Front maintenance for all components	Rear maintenance	Rear maintenance
	Protection Level	Front and rear both IP54	Front and rear both IP54	Front and rear both IP54	Front and rear both IP54	Front and rear both IP40	Front and rear both IP40	Front and rear both IP54	Front and rear both IP54
	Brightness (nits)	4,500	4,500	5,000	5,000	800	800	5,000	5,000
Optical	Color Temperature (K)	3,000 to 10,000 adjustable	3,000 to 10,000 adjustable	6,000 to 8,000 adjustable	6,000 to 8,000 adjustable	6,000 to 8,000 adjustable	6,000 to 8,000 adjustable	6,000 to 8,000 adjustable	6,000 to 8,000 adjustable
	Viewing Angle	Horizontal 120°, vertical 120°	Horizontal 120°, vertical 120°	Horizontal 120°, vertical 120°	Horizontal 120°, vertical 120°	Horizontal 120°, vertical 120°	Horizontal 120°, vertical 120°	Horizontal 120°, vertical 120°	Horizontal 120°, vertical 120°
	Contrast Ratio	5,000:1	5,000:1	5,000:1	5,000:1	5,000:1	5,000:1	5,000:1	5,000:1
	Peak Consumption (W/m ²)	900	850	750	750	500	500	750	750
Electrical	Average Consumption (W/m ²)	300	270	240	240	170	170	240	240
	Frame Rate (Hz)	60	60	60	60	60	60	60	60
Processing Performance	Refresh Rate (Hz)	3,840	3,840	3,840	3,840	3,840	3,840	3,840	3,840
	Grey Level (bit)	14	14	14	14	14	14	14	14
Package		Flight case	Flight case	Flight case	Flight case	Flight case	Flight case	Flight case	Flight case
Certification		CE-EMC, CE-LVD, CB-LVD, RoHS	CE-EMC, CE-LVD, CB-LVD, RoHS	CE-EMC, CE-LVD, CB-LVD, RoHS	CE-EMC, CE-LVD, CB-LVD, RoHS	CE-EMC, CE-LVD, CB-LVD, RoHS	CE-EMC, CE-LVD, CB-LVD, RoHS	CE-EMC, CE-LVD, CB-LVD, RoHS	CE-EMC, CE-LVD, CB-LVD, RoHS

LED All-in-one Display

Model		DS-D4212FI-108H	DS-D4215FI-135H	DS-D4218FI-162H
Image				
Module	Pixel Structure	SMD triad LED (HOB)	SMD triad LED (HOB)	SMD triad LED (HOB)
	Pixel Pitch (mm)	1.25	1.56	1.875
Cabinet	Pixel Density (dots/m ²)	640,000	409,600	284,444
	Maintenance Method	Front maintenance for all components	Front maintenance for all components	Front maintenance for all components
Whole Machine	Cabinet Dimension (W × H × D, mm)	2,400 × 1,350 × 25.1 (94.49" × 53.15" × 0.99")	3,000 × 1,687.5 × 25.1 (118.11 × 66.44 × 0.99)	3,600 × 2,025 × 25.1 (141.73 × 79.72 × 0.99)
	Resolution (W × H)	1,920 × 1,080	1,920 × 1,080	1,920 × 1,080
	Material	Aluminum alloy	Aluminum alloy	Aluminum alloy
Optical	Brightness (nits)	500	500	500
	Viewing Angle	Horizontal 178°, vertical 178°	Horizontal 178°, vertical 178°	Horizontal 178°, vertical 178°
	Contrast Ratio	≥ 6,000:1	≥ 6,000:1	≥ 6,000:1
System	Operation System	Android 8.0	Android 8.0	Android 8.0
	CPU	Android: 1.5 GHz, Cortex-A73 × 2+ A53 × 2 Windows: 1.6 GHz, turbo 3.4 GHz	Android: 1.5 GHz, Cortex-A73 × 2+ A53 × 2 Windows: 1.6 GHz, turbo 3.4 GHz	Android: 1.5 GHz, Cortex-A73 × 2+ A53 × 2 Windows: 1.6 GHz, turbo 3.4 GHz
	RAM	Android: 3 GB, Windows: 4 GB	Android: 3 GB, Windows: 4 GB	Android: 3 GB, Windows: 4 GB
	ROM	Android: 16 GB, Windows: 256 GB	Android: 16 GB, Windows: 256 GB	Android: 16 GB, Windows: 256 GB
Interface	Video & Audio Input	1 × HDMI	1 × HDMI	1 × HDMI
	Video & Audio Output	1 × Line Out, 1 × SPDIF	1 × Line Out, 1 × SPDIF	1 × Line Out, 1 × SPDIF
	Data Transmission	4 × USB 3.0	4 × USB 3.0	4 × USB 3.0
	Control	1 × RJ45	1 × RJ45	1 × RJ45
	Built-in Loudspeakers	2 × 15 W	2 × 15 W	2 × 15 W
Power	Peak Consumption (W)	1,500	1,600	3,000
	Average Consumption (W)	500	533	1,000
	Standby Consumption (W)	0.5	0.5	0.5
Processing Performance	Frame Rate (Hz)	60/120	60/120	60/120
	Refresh Rate (Hz)	1,920	1,920	1,920
	Grey Level (bit)	13	13	13
Special Features		Support Wi-Fi projection	Support Wi-Fi projection	Support Wi-Fi projection
Certification		CE-EMC, CE-LVD, CB-LVD, RoHS	CE-EMC, CE-LVD, CB-LVD, RoHS	CE-EMC, CE-LVD, CB-LVD, RoHS

LED Splicing Screen

Model		DS-D4212FI-GBFC	DS-D4212FI-CBFC	DS-D4215FI-CBFC
Image				
Module	Pixel Structure	Gold wire SMD triad LED	SMD triad LED	SMD triad LED
	Pixel Pitch (mm)	1.25	1.25	1.56
	Module Composition (W × H)	2 × 8	2 × 8	2 × 8
Cabinet	Cabinet Dimension (W × H × D, mm)	1,200 × 675 × 55 (47.2" × 26.6" × 2.2")	1,200 × 675 × 55 (47.2" × 26.6" × 2.2")	1,200 × 675 × 55 (47.2" × 26.6" × 2.2")
	Cabinet Resolution (W × H)	960 × 540	960 × 540	768 × 432
	Pixel Density (dots/m ²)	640,000	640,000	409,600
	Cabinet Material	Aluminum alloy	Aluminum alloy	Aluminum alloy
	Maintenance Method	Front maintenance for all components	Front maintenance for all components	Front maintenance for all components
Optical	Brightness (nits)	600	600	600
	Color Temperature (K)	3,000 to 10,000 adjustable	3,000 to 10,000 adjustable	3,000 to 10,000 adjustable
	Viewing Angle	Horizontal 160°, vertical 160°	Horizontal 160°, vertical 160°	Horizontal 160°, vertical 160°
	Contrast Ratio	≥ 3,000:1	≥ 3,000:1	≥ 3,000:1
Electrical	Peak Consumption (W/m ²)	650	650	500
	Average Consumption (W/m ²)	210	210	200
Processing Performance	Frame Rate (Hz)	60	60	60
	Refresh Rate (Hz)	3,840	3,840	3,840
	Grey Level (bit)	18	18	18
Special Features		Support HDMI or HDBaseT in Sout interfaces optional	Support HDMI or HDBaseT in Sout interfaces optional	Support HDMI or HDBaseT in Sout interfaces optional
Certification		CE-EMC, CE-LVD, CB-LVD, RoHS	CE-EMC, CE-LVD, CB-LVD, RoHS	CE-EMC, CE-LVD, CB-LVD, RoHS





LED Poster Display






Model		DS-D4212MI-070H(B)	DS-D4215MI-070H(B)	DS-D4218MI-070H(B)
Image				
Module	Pixel Structure	SMD triad LED (HOB)	SMD triad LED (HOB)	SMD triad LED (HOB)
	Pixel Pitch (mm)	1.25	1.5625	1.875
	Module Composition (W × H)	Cabinet × 5, single cabinet (2 × 4)	Cabinet × 5, single cabinet (2 × 4)	Cabinet × 5, single cabinet (2 × 4)
Cabinet	Cabinet Dimension (W × H × D, mm)	613 × 1,695.5 × 68.1 (24.1" × 66.8" × 2.7")	613 × 1,695.5 × 68.1 (24.1" × 66.8" × 2.7")	613 × 1,695.5 × 68.1 (24.1" × 66.8" × 2.7")
	Cabinet Resolution (W × H)	480 × 1,350	384 × 1,080	320 × 900
	Weight	32.5 Kg (71.65 lb)	29 Kg (64.0 lb)	29 Kg (64.0 lb)
	Pixel Density (dots/m ²)	640,000	409,600	284,444
	Cabinet Material	Aluminum alloy	Aluminum alloy	Aluminum alloy
	Maintenance Method	Front maintenance for cabinet, and rear maintenance for system backpack	Front maintenance for cabinet, and rear maintenance for system backpack	Front maintenance for cabinet, and rear maintenance for system backpack
Optical	Brightness (nits)	600	600	600
	Color Temperature (K)	3,000 to 10,000 adjustable	3,000 to 10,000 adjustable	3,000 to 10,000 adjustable
	Viewing Angle	Horizontal 160°, vertical 160°	Horizontal 160°, vertical 160°	Horizontal 160°, vertical 160°
	Contrast Ratio	≥ 3,000:1	≥ 3,000:1	≥ 3,000:1
Electrical	Peak Consumption (W/m ²)	600	450	345
	Average Consumption (W/m ²)	200	150	115
Processing Performance	Frame Rate (Hz)	60	60	60
	Refresh Rate (Hz)	3,840	3,840	3,840
	Grey Level (bit)	16	16	16
Special Features		Support built-in information releasing system, and support up to 10 pcs self splicing	Support built-in information releasing system, and support up to 10 pcs self splicing	Support built-in information releasing system, and support up to 10 pcs self splicing
Certification		CE-EMC, CE-LVD, CB-LVD, RoHS	CE-EMC, CE-LVD, CB-LVD, RoHS	CE-EMC, CE-LVD, CB-LVD, RoHS



Transparent LED

Model		DS-D4239TI-SLC	DS-D4239TI-SHC
Image			
Module	Pixel Structure	SMD triad LED	SMD triad LED
	Pixel Pitch (mm)	Horizontal 3.9, vertical 7.8	Horizontal 3.9, vertical 7.8
	Cabinet Dimension (W × H × D mm)	1,000 × 1,000, 1,000 × 1,500 (39.37" × 39.37", 39.37" × 59.06")	1,000 × 1,000, 1,000 × 750, 750 × 1,000, 750 × 750 (39.37" × 39.37", 39.37" × 29.53", 29.53" × 39.37", 29.53" × 29.53")
Cabinet	Cabinet Resolution (W × H)	256 × 128, 256 × 192	256 × 128, 256 × 96, 192 × 128, 192 × 96
	Cabinet Weight	15 Kg/m ² (33.07 lb/m ²)	15 Kg/m ² (33.07 lb/m ²)
	Pixel Density (dots/m ²)	32,768	32,768
	Cabinet Material	Aluminum alloy	Aluminum alloy
	Protection Level	IP43	IP43
	Transmittance	60%	60%
Optical	Brightness (nits)	2,000	5,000
	Color Temperature (K)	2,000 to 10,000 adjustable	2,000 to 10,000 adjustable
	Viewing Angle	Horizontal 120°, vertical 120°	Horizontal 120°, vertical 120°
	Contrast Ratio	≥ 3,000:1	≥ 3,000:1
Electrical	Peak Consumption (W/m ²)	800	800
	Average Consumption (W/m ²)	300	300
Processing Performance	Frame Rate (Hz)	60	60
	Refresh Rate (Hz)	1,920	1,920
	Grey Level (bit)	16	16
Special Features		Transparent display effect	Transparent display effect
Certification		CE-EMC, CE-LVD, CB-LVD, RoHS	CE-EMC, CE-LVD, CB-LVD, RoHS

LED Controllers

Module		DS-D42C08-H	DS-D42C16-H	DS-D42V24-H	DS-D42B01-N
Image					
Interface	Video & Audio Input	2 × HDMI, 1 × DP, 1 × DVI	2 × HDMI, 1 × DP, 1 × DVI	2 × HDMI, Max. 4,096 × 2,160@60 Hz 4 × DVI, Max. 1,920 × 1,200@60 Hz	Internal video source
	Video & Audio Output	1 × HDMI	1 × HDMI	1 × HDMI for pre-monitoring, Max. 1,920 × 1,080@60 Hz, 2 × HDMI, Max. 4,096 × 2,160@60 Hz, 4 × DVI, Max. 1,920 × 1,200@60 Hz	1 × Audio
	Network Interface	8	16	24	1
	Control Interface	1 × RJ45	1 × RJ45	1 × RJ45	1 × RJ45, Wi-Fi AP
Processing Performance	Max. Load Capacity	Max. 5 MP, width ≤ 4,096 pixels, height ≤ 4,096 pixels	Max. 10 MP, width ≤ 4,096 pixels, height ≤ 4,096 pixels	Max. 13.27 MP, width ≤ 8,192 pixels, height ≤ 2,160 pixels	Max. 0.65 MP, width ≤ 4,096 pixels, height ≤ 4,096 pixels
	Frame Frequency (Hz)	50/60	50/60	60	50/60
	Refresh Rate (Hz)	3,840	3,840	3,840	3,840
	Processing Depth (bit)	8	8	8, 10	8
	Grey Level (bit)	16	16	16	16
	Brightness Control	1 to 10 levels adjustable	1 to 10 levels adjustable	1 to 10 levels adjustable	0 to 255 levels adjustable
Power	Peak Consumption (W)	40	40	72	18
	Average Consumption (W)	13.3	13.3	24	6
General	Product Dimensions (W × H × D, mm)	442 × 249.5 × 57 (17.40" × 9.82" × 2.24")	442 × 249.5 × 57 (17.40" × 9.82" × 2.24")	442 × 338.5 × 92 (17.40" × 13.33" × 3.62")	274.3 × 139.0 × 40.0 (10.80" × 5.47" × 1.57")
	Weight	3.51 Kg (7.73 lb)	3.51 Kg (7.73 lb)	5.25 Kg (11.57 lb)	1.23 Kg (2.7 lb)
Special Features				Support multiple input signals simultaneous display, and video wall management functions	Support built-in information releasing system
Certification		CE-EMC, CE-LVD, CB-LVD, RoHS	CE-EMC, CE-LVD, CB-LVD, RoHS	CE-EMC, CE-LVD, CB-LVD, RoHS	CE-EMC, CE-LVD, CB-LVD, RoHS


Module		DS-D42B02-N	DS-D42B04-N	DS-D42C04-N	DS-D42V04-N	DS-D42V06-N
Image						
Interface	Video & Audio Input	Internal video source, 1 × HDMI	Internal video source, 1 × HDMI	1 × DVI, 1 × HDMI	1 × HDMI, 1 × 3G-SDI, 1 × DVI, 1 × DP, 1 × CVBS, 1 × VGA	2 × HDMI, 1 × 3G-SDI, 1 × DVI
	Video & Audio Output	1 × Audio, 1 × HDMI	1 × Audio, 1 × HDMI	1 × Audio		1 × DVI
	Network Interface	2	4	4	4	6
	Control Interface	1 × RJ45, Wi-Fi AP	1 × RJ45, Wi-Fi AP	1 × USB	1 × RJ45, 1 × USB (Type-B)	1 × RJ45, 1 × USB (Type-B)
Processing Performance	Max. Load Capacity	Max. 1.3 MP, width ≤ 4,096 pixels, height ≤ 4,096 pixels	Max. 2.3 MP, width ≤ 4,096 pixels, height ≤ 4,096 pixels	Max. 2.3 MP, width ≤ 3,840 pixels, height ≤ 3,840 pixels	Max. 2.3 MP, width ≤ 3,840 pixels, height ≤ 1,920 pixels	Max. 3.9 MP, width ≤ 10,240 pixels, height ≤ 8,192 pixels
	Frame Frequency (Hz)	50/60	50/60	50/60	50/60	50/60
	Refresh Rate (Hz)	3,840	3,840	3,840	3,840	3,840
	Processing Depth (bit)	8	8	8	8	8
	Grey Level (bit)	16	16	16	16	16
	Brightness Control	0 to 255 levels adjustable	1 to 255 levels adjustable	Automatic/manual	0 to 255 levels adjustable	0 to 255 levels adjustable
Power	Peak Consumption (W)	18	18	16	25	28
	Average Consumption (W)	6	6	16	8	9
General	Product Dimensions (W × H × D, mm)	274.3 × 139.0 × 40.0 (10.80" × 5.47" × 1.57")	274.3 × 139.0 × 40.0 (10.80" × 5.47" × 1.57")	428 × 250 × 44.4 (16.85" × 9.84" × 1.75")	482.6 × 277.6 × 50.0 (19.00" × 10.93" × 1.97")	483.6 × 351.2 × 50.1 (19.04" × 13.83" × 1.97")
	Weight	1.23 Kg (2.7 lb)	1.23 Kg (2.7 lb)	2.9 Kg (6.39 lb)	2.55 Kg (5.62 lb)	4 Kg (8.82 lb)
Special Features		Support built-in information releasing system	Support built-in information releasing system	Support built-in information releasing system	Support multiple input signals simultaneous display, and video wall management functions	Support multiple input signals simultaneous display, and video wall management functions
Certification		CE-EMC, CE-LVD, CB-LVD, RoHS	CE-EMC, CE-LVD, CB-LVD, RoHS	CE-EMC, CE-LVD, CB-LVD, RoHS	CE-EMC, CE-LVD, CB-LVD, RoHS	CE-EMC, CE-LVD, CB-LVD, RoHS

Module		DS-D42V10-N	DS-D42V16-N
Image			
Interface	Video & Audio Input	2 × HDMI, 1 × 3G-SDI, 2 × DVI	1 × HDMI, 2 × 3G-SDI, 4 × DVI
	Video & Audio Output	1 × HDMI 1.3	1 × HDMI
	Network Interface	10	16
	Control Interface	1 × RJ45, 1 × USB (Type-B)	1 × RJ45, 1 × USB (Type-B)
Processing Performance	Max. Load Capacity	Max. 6.5 MP, width ≤ 10,240 pixels, height ≤ 8,192 pixels	Max. 10.4 MP, width ≤ 16,384 pixels, height ≤ 8,192 pixels
	Frame Frequency (Hz)	50/60	50/60
	Refresh Rate (Hz)	3,840	3,840
	Processing Depth (bit)	8	8
	Grey Level (bit)	16	16
	Brightness Control	0 to 255 levels adjustable	0 to 255 levels adjustable
Power	Peak Consumption (W)	28	70
	Average Consumption (W)	9	23
General	Product Dimensions (W × H × D, mm)	483.6 × 351.2 × 50.1 (19.04" × 13.83" × 1.97")	482.6 × 372.5 × 94.6 (19.00 × 14.67 × 3.72)
	Weight	4 Kg (8.82 lb)	6.22 Kg (13.71 lb)
Special Features		Support multiple input signals simultaneous display, and video wall management functions	Support multiple input signals simultaneous display, and video wall management functions
Certification		CE-EMC, CE-LVD, CB-LVD, RoHS	CE-EMC, CE-LVD, CB-LVD, RoHS


Standard Wall-mounting Bracket

Module		DS-DL116033W	DS-DL126033W	DS-DL226033W	DS-DL116448W	DS-DL126448W	DS-DL226448W
Image							
General	Product Dimensions (W × H × D, mm)	640 × 380 × 80 (25.22" × 14.97" × 3.15")	1,240 × 380 × 80 (48.86" × 14.97" × 3.15")	1,240 × 710 × 80 (48.85" × 27.97" × 3.15")	680 × 530 × 80 (26.77" × 20.87" × 3.15")	1,320 × 530 × 80 (51.97" × 20.87" × 3.15")	1,320 × 1,010 × 80 (51.97" × 39.76" × 3.15")
	Weight	2.5 ± 0.5 Kg (5.51 ± 1.1 lb)	4.0 ± 0.5 Kg (8.83 ± 1.1 lb)	4.9 ± 0.5 Kg (10.81 ± 1.1 lb)	2.9 ± 0.5 Kg (6.49 ± 1.1 lb)	4.7 ± 0.5 Kg (10.34 ± 1.1 lb)	5.8 ± 0.5 Kg (12.76 ± 1.1 lb)
	Color	Black	Black	Black	Black	Black	Black
	Material	AL6063	AL6063	AL6063	AL6063	AL6063	AL6063
	Surface Treatment	Electrostatic spraying	Electrostatic spraying	Electrostatic spraying	Electrostatic spraying	Electrostatic spraying	Electrostatic spraying


N-series Multifunction Card

Module		DS-D42AM2-N
Image		
Power	Input Voltage	DC 3.3 V to 5.5 V
	Rated Current (A)	0.38
	Peak Consumption (W)	2.5
General	Product Dimensions (W × H × D, mm)	144.0 × 94.8 × 20.0 (5.67" × 3.73" × 0.79")
	Weight	164.4 g (0.36 lb)
Power Switch Control	Rated voltage Switch	AC 250 V / DC 30 V
	Rated Current Switch (A)	3

Multi-function Card

Module		DS-D42AM2
Image		
General	Product Dimensions (W × H × D, mm)	200 × 42 × 126.7 mm (7.9" × 1.7" × 5.0")
	Weight	0.70 Kg (1.5 lb)
Electrical Parameter	Power Supply	5V DC
	Peak Consumption (W)	8
	Average Consumption (W)	3

Light Sensor

Module		DS-D42A05
Image		
General	Rated voltage	5V DC
	Brightness Measurement Range (lux)	0 to 65,535
	Cable Length (m)	5

Front-maintenance Tool

Module		DS-D42MF2B
Image		
General	Product Dimensions (W × H × D, mm)	350 × 220 × 230 mm (13.78" × 8.66" × 9.06")
	Weight	2.9 Kg (6.39 lb)
	Power	Lithium ion battery
	Color	Black
	Material	N50 magnetic steel + ABS + Silica gel

Hikvision LED Displays Catalog

2023



Hikvision Europe

Dirk Storklaan 3
2132 PX Hoofddorp
The Netherlands
T +31 23 5542770
info.eu@hikvision.com