

DS-TMG521/B**Barrier gates with straight boom pole**

DS-TMG52X series barrier gate is applicable to entrance and exit management. It is widely used in road toll station, parking lot, community, enterprise entrance and exit, etc. to manage the entering and exiting of vehicles and record vehicle passing times. It can be controlled automatically via parking lot management system, or via handle, remote controller, buttons, etc.

- DC frequency conversion. The rising and falling speeds can be adjusted independently. The boom pole can rise in high speed to let the vehicle pass quickly.
- The boom pole can fall in low speed to avoid hitting vehicle and pedestrian.
- High protection level. The chassis is produced with 2 mm cold rolled steel sheets in numerically controlled precision. The surface is coated with plastic powder, which is anti-UV, antistatic, non-peeling, and non-fading. The dustproof and waterproof level conforms to IP54.
- Multiple control modes. Rising priority. The boom pole can be controlled via relay, remote controller, and software command.
- Multiple anti-hitting modes via induction, IR, pressure wave, etc.
- The boom pole direction is adjustable from left to right, or from right to left.
- Anti-condensation. The electric motor is in low consumption even when the barrier gate is not in working status, which will keep the motor in normal temperature. So even in cold weather, the lube will not be frozen to guarantee the normal running of barrier gate.
- Auto lock. Even when the power is cut off, you can use tool to keep the barrier gate working.
- Embedded with vehicle detector, which can cooperate with the coils to trigger the boom pole to rise when a vehicle is passing and avoid hitting the vehicle.
- Integrated with arrow indicator to show barrier gate status.

▪ Specification

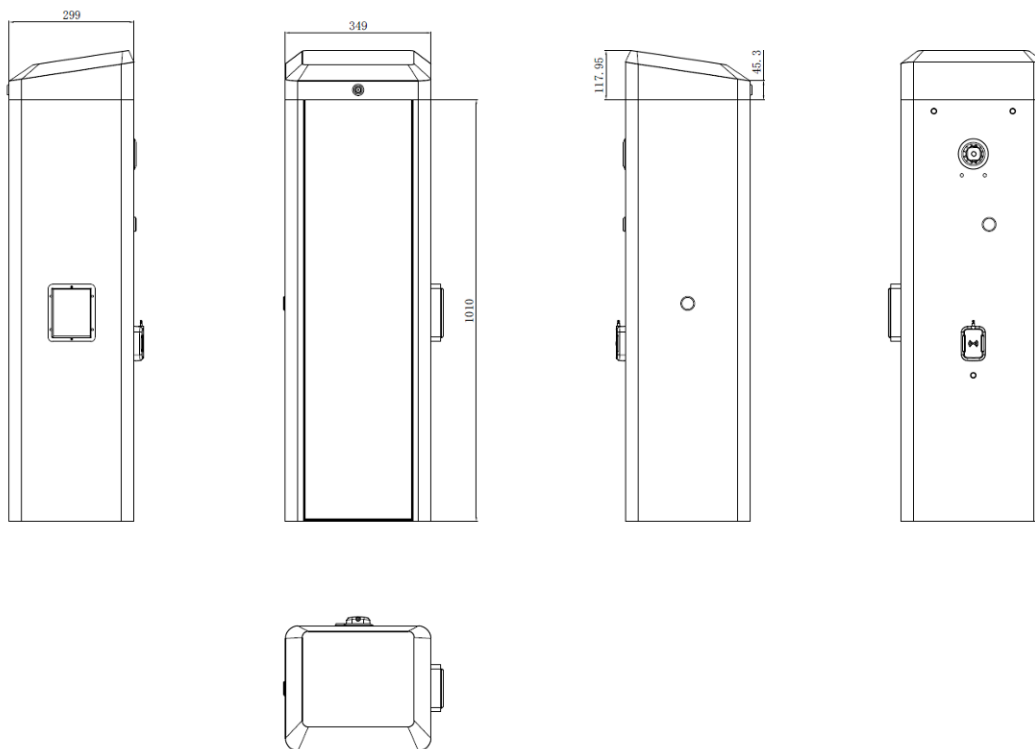
Barrier Housing	
Barrier Housing Material	SECC
Barrier Housing Thickness	2.0 mm
Barrier Housing Door Thickness	1.5 mm
Barrier Housing Color	Orange red
Boom Pole Installation Height	880 mm
Body Indicators	Arrow Indicator
Barrier Gate General	
Matched Boom Pole Type	Folding pole: 1.5 + 1.5 to 2.5 + 2.5 m
Boom Pole Direction	right by default, direction switchable
Boom Pole Falling Delay	10 s by default (configurable), min. 10 s (every 10 s followed a gap)
Number of Cycles	5000000
Motor Type	DC brushless motor
Working Voltage	220 VAC
Remote Controller Frequency	433 MHz
Current	Max. 1.5 A
Consumption	300 W
Rising Speed	2 + 2 to 2 + 2 m: 2 s
Temperature and Humidity	Temperature: -30 °C to 70 °C (-22 °F to 158 °F)
Rising Boom Pole for Poweroff	Optional, not supported by default
Falling Speed	2 + 2 to 2 + 2 m: 3 s
Package	
Barrier Housing Dimensions (L × W × H)	1248 × 486 × 480 mm (49.1 × 19.1 × 18.9 inch)
Body Weight	59.3 ± 5 kg (130.7 ± 11.0 lb.)
Interface	
Rising to Limit	1 group
Falling to Limit	1 group
Open	1 group
Close	1 group
Stop	1 group
IR/Inductive Loop/Radar	1 group
RS-485	1 group
Traffic Signal Light	1 group, external power supply required, max. 220 VAC supported
LED Indicators	1 group
Network	1 group (reserved)
Approval	
RF	CE-RED EN 300220-1 V3.1.1 EN 300220-2 V3.1.1 EN 301489-1 V2.2.3 EN 301489-3 V2.1.1 EN IEC 62311: 2020

EMC	CE-EMC: EN 55032: 2015 + A11: 2020 + A1: 2020, EN IEC 61000-3-2: 2019 + A1: 2021, EN 61000-3-3: 2013 + A1: 2019 + A2: 2021, EN 50130-4: 2011 + A1: 2014
Security	CE-LVD: EN 62368-1: 2014 + A11: 2017 CB: IEC 62368-1: 2014 IEC 62368-1: 2018
Environment	ROHS
Protection	IP54, IK09
Boom Pole	
Boom Pole Type	Folding Pole
Boom Pole Material	AL6061
Boom Pole Color	White background with red bar

▪ **Available Model**

DS-TMG521-M/B(2+2)




▪ **Dimension**



Unit: mm

▪ **Accessory**

▪ **Included**

DS-TMG022	DS-TMG001-5	DS-TMG012-5/TMG51X
Coil Vehicle Detector	Octagonal Straight Boom Pole	Remote Controller(Only for 51 series)
		

Headquarters

No.555 Qianmo Road, Binjiang District,
Hangzhou 310051, China
T +86-571-8807-5998
www.hikvision.com



Follow us on social media to get the latest product and solution information.

