



How to Configure SMS of DS-PHA Hybrid Control Panel

Title:	How to Configure SMS of DS-PHA Hybrid Control Panel	Version:	v1.2	Date:	09/17/2020
Product:	DS-PHA Series Hybrid Security Control Panel			Page:	1 of 4

Preparation

1. PHA Series Hybrid Security Control Panel
2. Internet Explorer
3. One SIM card and one Mobile Phone

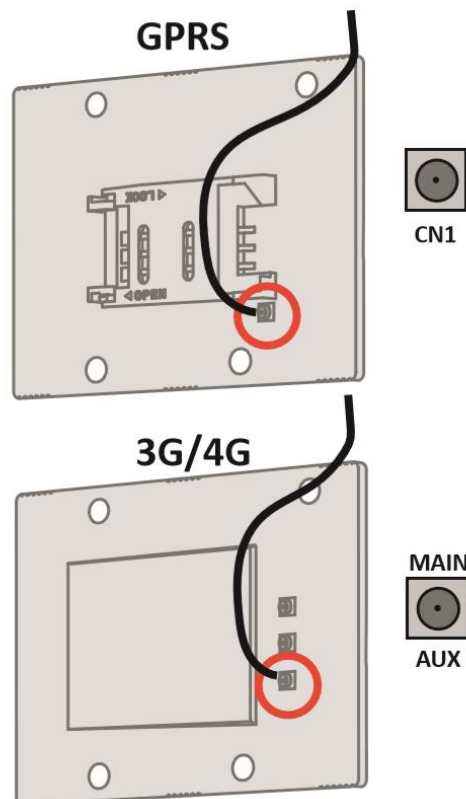
How to Configure SMS of Hybrid Control Panel

When an alarm is triggered, if you want to send the alarm notification to mobile phone via SMS, you can set the notification push parameters as below.


1. Put sim card into the card slot

- 1) Please turn off power of Hybrid Security Control Panel.
- 2) Plug-in SIM card module to Hybrid Security Control Panel, connect antenna.


SIM Card Module Connection Port



Title:	How to Configure SMS of DS-PHA Hybrid Control Panel	Version:	v1.2	Date:	09/17/2020
Product:	DS-PHA Series Hybrid Security Control Panel			Page:	2 of 7

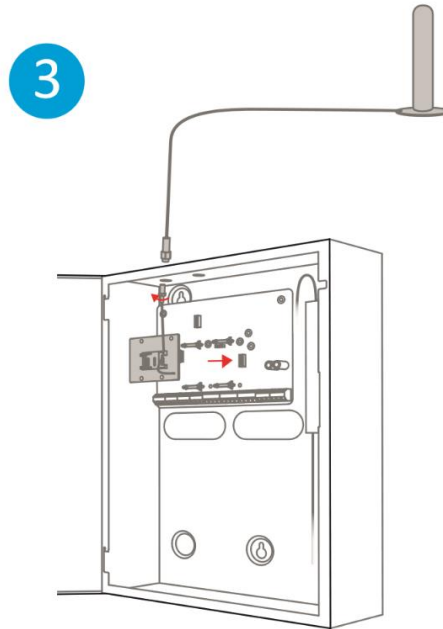


Plastic Enclosure Hybrid Security Control Panel Connection



Title:	How to Configure SMS of DS-PHA Hybrid Control Panel	Version:	v1.2	Date:	09/17/2020
Product:	DS-PHA Series Hybrid Security Control Panel			Page:	3 of 7

Metal Case Hybrid Security Control Panel Connection

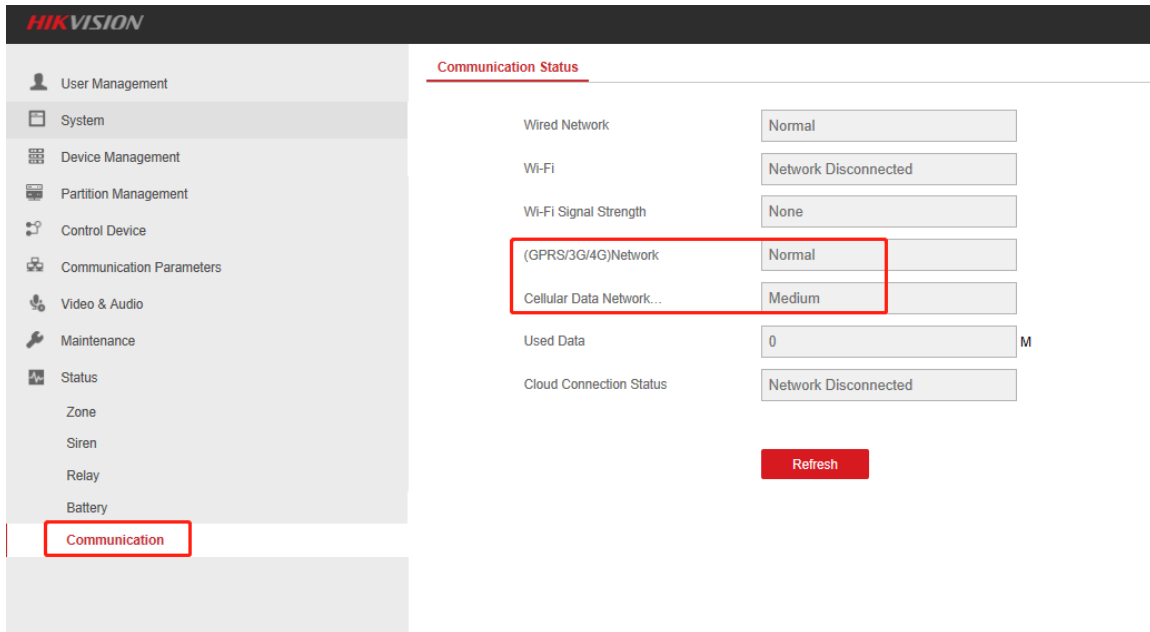


- 3) Insert sim card into the card slot.
- 4) Turn on Power of the Hybrid Security Control Panel.
- 5) Select Status—Communication to check the status of SIM card signal and Network.

 **Note**

If you insert the SIM card when the power on, you need restart the wireless control panel.

Title:	How to Configure SMS of DS-PHA Hybrid Control Panel	Version:	v1.2	Date:	09/17/2020
Product:	DS-PHA Series Hybrid Security Control Panel			Page:	4 of 7



2. Configure Message Notifications

- 1) Click **Communication Parameters** → **Event Communication**.
- 2) Enable the target notification.

Alarms and Tampers

The device will push notifications when the zone alarm is triggered or the device tamper alarm is triggered or restored.

Device Tampering Alarm Notification

The device will push notifications when tampering alarm of any device is triggered or restored.

Control Panel Tampering Alarm Notification

The device will push notifications when tampering alarm of the control is triggered or restored.

Panic Alarm Notification

The device will push notifications when panic alarm is triggered or restored by zones, keypads or keyfobs.

Medical Alarm Notification

The device will push notifications when medical alarm is triggered.

Gas Alarm Notification

The device will push notifications when gas alarm is triggered.

Fire Alarm Notification

The device will push notifications when fire alarm is triggered or a user presses the fire alarm key on the keypad.

Panel Management Notification

Title:	How to Configure SMS of DS-PHA Hybrid Control Panel	Version:	v1.2	Date:	09/17/2020
Product:	DS-PHA Series Hybrid Security Control Panel			Page:	5 of 7

The device will push notifications when the user operate the control panel.

Control Panel System Status Notification

The device will push notifications when the control panel system status is changed.

Detector Status Notification

The device will push notifications when any detector status is changed.

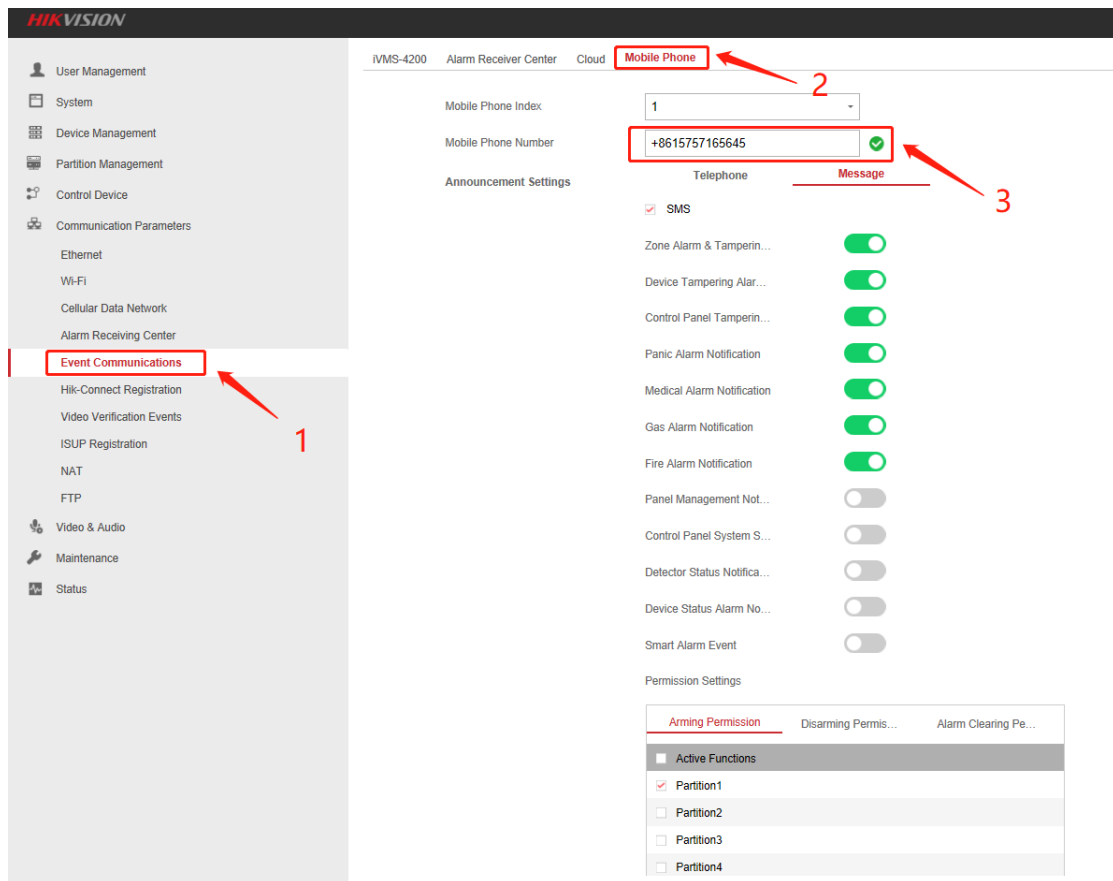
Device Status Notification

The device will push notifications when any device status is changed.

Smart Alarm Event

The device will push notifications when alarm is triggered in Thermal cameras.

- 3) Set Mobile Phone Index, SIM Card No. And enable **Notification Type** (SMS or Phone call).



3. SMS Remote Control Command:

Title:	How to Configure SMS of DS-PHA Hybrid Control Panel	Version:	v1.2	Date:	09/17/2020
Product:	DS-PHA Series Hybrid Security Control Panel			Page:	6 of 7

“Command + Operate type + Operate Object”

Command: 00—Disarm, 01—Away arming, 02—Stay arming, 03—Clear alarm

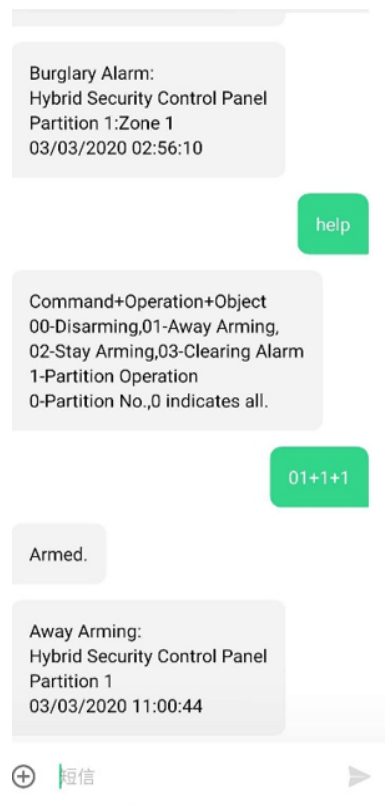
Operate type: 1—Partition operate

Operate Object: 0—All Partition, 1—Partition 1, 2—Partition 2, 3—Partition 3, 4—Partition 4

Example: 02+1+0 means All Partition Stay arming

Note:

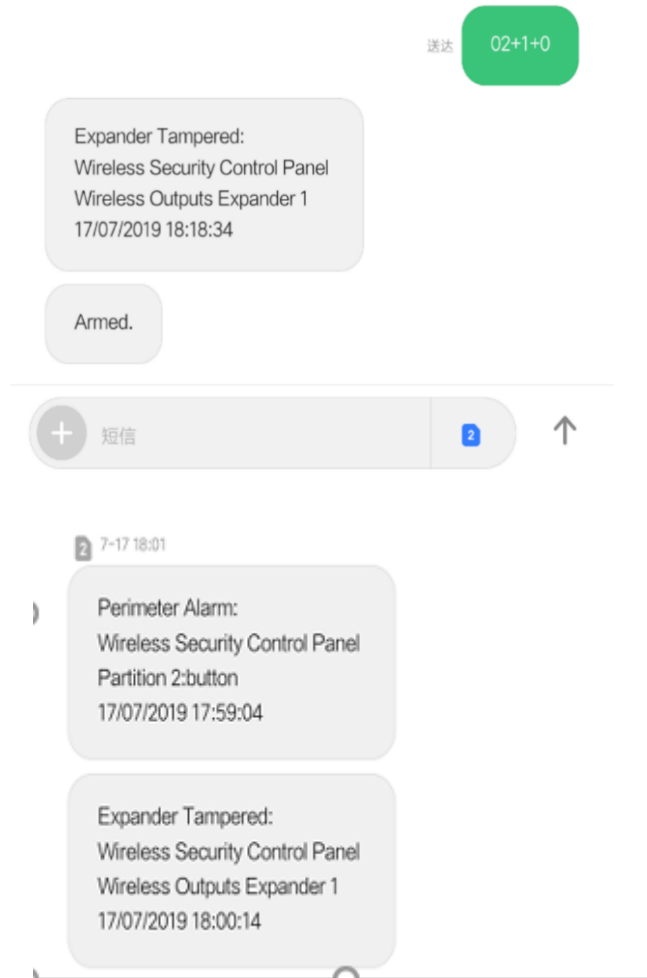
If the customer forgot command, they can type “help” to Panel, Panel will reply the control command.



4. Result Show

SMS:

Title:	How to Configure SMS of DS-PHA Hybrid Control Panel	Version:	v1.2	Date:	09/17/2020
Product:	DS-PHA Series Hybrid Security Control Panel			Page:	7 of 7





See Far, Go Further